

MACQUARIE UNIVERSITY CRICKET CLUB



ANNUAL REPORT

2003-04 SEASON

SEMI-FINAL PERFORMANCES

1 st Grade		2 nd Grade		3 rd Grade		4 th Grade	
1974-75	4 th	1977-78	4 th	1970-71	4 th	1989-90	2 nd
1977-78	4 th	1978-79	Premiers	1971-72	Premiers	1993-94	Premiers
1990-91	4 th	1979-80	4 th	1972-73	Premiers*	1997-98	4 th
1991-92	4 th	1990-91	3 rd	1975-76	2 nd	2003-04	5 th
1994-95	4 th	1992-93	Premiers	1977-78	3 rd		
1995-96	Premiers	1997-98	2 nd	1978-79	Premiers		
2000-01	6 th			1985-86	3 rd		
				1987-88	2 nd		
				1990-91	4 th		
				1991-92	3 rd		
				1993-94	2 nd		
				1994-95	Premiers		
				2002-03	4 th		
				2003-04	6 th		

* Second team finished 2nd

Metropolitan Cup		GDJCA		Masters	
2000-01	4 th	1993-94 (C)	3 rd	2001-02	2 nd
		1997-98 (C)	2 nd	2002-03	3 rd
		2001-02 (C)	3 rd		
		2002-03 (C)	Premiers		

Sydney Shires Club Champions	1991-92
-------------------------------------	---------

Women's	4 th Grade		5 th Grade	
	1994-95	Premiers	1992-93	4 th
	1998-99	4 th	1993-94	Premiers
	1999-00	3 rd		

FINISHING POSITION IN COMPETITIONS: PAST 3 SEASONS

Team	Position 2001-02	Points	Position 2002-03	Points	Position 2003-04	Points
1 st Grade	7 th	34	8 th	30	10 th	24
2 nd Grade	7 th	40	10 th	24	14 th	6
3 rd Grade	8 th	36	4 th	62	6 th	30
4 th Grade	9 th	34	10 th	34	5 th	46
Under 24s	8 th	18	11 th	12	12 th	12
Club Championship	7 th	722	9 th	698	12 th	480
Metropolitan Shield	6 th	24	9 th	33	8 th	28
N.S.C.A. (G.D.J.C.A.)	3 rd	81	Premiers	90	8 th	48
Masters	2 nd	326	3 rd	316	5 th	319

CONTENTS

OFFICE BEARERS	4
COMMITTEE ATTENDANCES	4
PAST OFFICE BEARERS	5
LIFE MEMBERS	6
GWILLIAM SHIELD	6
CLUB AWARDS 2003-04	7
CLUB OF THE YEAR AWARD	8
SPORTS ADMINISTRATOR OF THE YEAR	8
BRIAN SPENCER AWARD	8
MUSA ROOKIE OF THE YEAR AWARD	8
UNIVERSITY BLUES AND CLUB COLOUR AWARDS	9
PRESIDENT'S REPORT	10
SECRETARY'S REPORT	11
TREASURER'S REPORT	13
FINANCIAL STATEMENTS	15
SEASON PHOTOS	18
CAPTAIN'S REPORT - 1ST GRADE SHIRES	20
CAPTAIN'S REPORT - 2ND GRADE SHIRES	30
CAPTAIN'S REPORT - 3RD GRADE SHIRES	41
CAPTAIN'S REPORT - 4TH GRADE SHIRES	58
CAPTAIN'S REPORT - METROPOLITAN SHIELD	68
CAPTAIN'S REPORT - UNDER 24 COMPETITION	77
CAPTAIN'S REPORT - N.S.C.A.	81
CAPTAIN'S REPORT - MASTERS	89
THIRD GRADE RECORDS	97
FOURTH GRADE RECORDS	99
1ST GRADE SHIRES RECORDS	101
2ND GRADE SHIRES RECORDS	107
3RD GRADE SHIRES RECORDS	112
4TH GRADE SHIRES RECORDS	119
METROPOLITAN CUP / SHIELD RECORDS	123
UNDER 24 (FRANK GRAY SHIELD) RECORDS	126
N.S.C.A. RECORDS (includes G.D.J.C.A & N.D.C.A.)	129
CLUB RECORDS	132
CURRENT PLAYERS	141

MACQUARIE UNIVERSITY CRICKET CLUB OFFICE BEARERS

PRESIDENT

Craig Edwards

HONORARY SECRETARY

David Smith

HONORARY TREASURER

Chris Savage

COMMITTEE

Mark Fairlie
Phil Erskine
Steve Gasser
Ross McIntyre

Ben Bradley
Chris Ying
Wayne Travers

S.C.A. DELEGATE

Simon Burchett

COMMITTEE ATTENDANCES

The Committee met on 7 occasions throughout the year. Attendances were as follows:

Craig Edwards	7
Dave Smith	7
Chris Savage	7
Ross McIntyre	7
Mark Fairlie	6
Wayne Travers	6
Chris Ying	6
Steve Gasser	5
Phil Erskine	5
Ben Bradley	2

PAST OFFICE-BEARERS

PRESIDENT

1967-69	R. Vagg	1989-92	A. Davies
1969-79	M.R. Gwilliam	1992-94	B. Hort
1979-80	R. Vagg	1994-95	D. Budge
1980-83	J. Wickham	1995-98	D. Folkard
1983-89	W. Folkard	1998-	C. Edwards

HONORARY SECRETARY

1967-69	P. Saunders	1980-81	P. Garty
1969	P. Barclay	1981-90	A. Mahoney
1969-72	J. Slack	1990-91	S. Jurd
1972-73	K. Henry	1991-93	R. Mather
1973-74	D. Rutledge	1993-94	M. Ramsland
1974-75	A. Faulks	1994-95	D. Deller
1975-76	P. Barclay	1995-98	J. Breden
1976-79	J. Wickham	1998-99	G. McFadden
1979-80	B. Jones	1999-	D. Smith

HONORARY TREASURER

1967-69	P. Barclay	1993-94	I. Blyth
1969-72	P. Korbel	1994-95	M. Hughes
1972-74	M. Hoban	1995-96	D. Budge
1974-75	D. Rutledge	1996-98	D. Webb
1975-77	P. Korbel	1998-00	A. Slattery
1977-78	G. Leary	2000-02	M. Payne
1978-90	C. Welsby	2002-	C. Savage
1990-93	S. O'Reilly		

LIFE MEMBERS

L. Ager	K. Dixon	A. Mahoney
C. Anderson	C. Edwards	P. Miller
P. Barclay*	D. Folkard	S. O'Reilly
A. Barnes	W. Folkard	D. Smith
G. Bleus	P. Garty	R. Vagg
I. Blyth*	J. Giuffre	D. Webb
J. Breden	C. Gold	C. Welsby
D. Budge	M .R. Gwilliam*	S. Wiblin
S. Burchett	B. Hort	J. Wickham
A. Davies	M. Hughes	
M.J. Denlow	B. Jones	*Deceased

M.R. GWILLIAM SHIELD

The **M.R. Gwilliam Shield**, a gift from the President of the Club who served from 1969 to 1979, is awarded annually to the most outstanding cricketer in the Club.

Previous Winners are:




1974-75	G. Frankish	1975-76	G. Frankish
1976-77	L. Ager, M. Denlow	1977-78	P. Bourke
1978-79	J. Giuffre	1979-80	L. Ager
1980-81	L. Ager	1981-82	P. Dignan
1982-83	A. Monaghan	1983-84	A. Lindsay
1984-85	G. Craighead	1985-86	S. O'Reilly
1986-87	I. Blyth	1987-88	K. Dixon
1988-89	G. Brown	1989-90	I. Jessup
1990-91	P. Notaras	1991-92	T. Ritchie
1992-93	D. Webb	1993-94	D. Webb
1994-95	D. Webb	1995-96	D. Webb
1996-97	G. Brown	1997-98	P. Notaras
1998-99	P. Notaras	1999-00	D. Webb
2000-01	D. Webb	2001-02	P. Procopis
2002-03	B. Rounds	2003-04	P. Procopis

Peter Procopis

M.R. Gwilliam Shield
Winner 2003-04



CLUB AWARDS: 2003-04

M.R. Gwilliam Shield	Peter Procopis	
Most Improved	Martyn Payne	
Greg Gavin Fielding Award	Seamus Ross	
Ivan Blyth Memorial Clubman of the Year	Ross McIntyre	
Mahoney-Folkard Rookie of the Year	Alex Gibson	
Life Membership	David Smith	Rookie of the Year- Alex Gibson
Hard Luck Award	3 rd Grade Team	4 th Grade Team
200 Games	Greg Brown	Ken Dixon
100 Games	David Smith	
Most Valuable Players	Second Grade	Martyn Payne
	Third Grade	Craig Edwards
	Fourth Grade	Mashood Bajwa
	Metropolitan Shield	Chris Anstiss
	Frank Gray Shield	Andrew Gissing
	Northern Suburbs	Michael Kelly
	Masters	Danny McVey
Pewters	Peter Procopis (1 st Grade)	118x vs Lindfield
	Chris Savage (2 nd Grade)	111 vs Burwood
	Ryan Cooke (5 th Grade)	110x vs Balmain
	Harry Jeyalingam (6th Grade)	6/21 vs Tards
	Wayne Travers (4 th Grade)	6/27 vs Strathfield
	Warren Montford (5 th Grade)	6/29 vs Georges River
	Alex Gibson (3 rd Grade)	6/63 vs Southern Districts
	Steve Moran	Shires XI Representative
Chris Savage- 111 vs Burwood	Ben Suthanther	Shires XI Representative

CLUB OF THE YEAR AWARD

McDonalds Macquarie Centre initiated the "Club of the Year" award in 1989 with a Shield and a cheque for \$500 to the most worthy Sporting Club.

The 1990 *Club of the Year* winner was the Cricket Club.

SPORTS ADMINISTRATOR OF THE YEAR

In 1984 the Sports Association instituted the award of Sports Administrator of the Year. The award is presented to a leading Club Administrator for service over and above that normally expected. The Cricket Club members to receive this award are:

1985	Allan Mahoney
1996	David Webb
1997	David Folkard

M.U.S.A. BRIAN SPENCER AWARD

This award is given in recognition of outstanding service to a club and/or to the Sports Association by an individual on or off the field.

2001	Allan Mahoney
2003	Warrick Folkard

M.U.S.A. ROOKIE OF THE YEAR AWARD

The Rookie of the Year acknowledges the efforts of a student in their first year of involvement in a sporting club.

In 2002 Peter Procopis became the first member of the Cricket Club to win this award.

UNIVERSITY BLUES

The University awards blues to sportsmen and women for outstanding sporting achievements. Performance standards are set by the Clubs and approved by the University Blues Committee. For Cricket, a **Full Blue** requires *State representation* whilst a **Half Blue** requires either *500 runs or 50 wickets* in the *Club's highest team*. *Current student* status is also necessary.

Previous Awardees are:

Full Blue

1971 Kerry Mackay

Half Blue

1970 Mick Redden
1971 Frank Alley
1972 John Guiffre
1972 Peter Miller
1977 Laurie Ager
1978 Paul Bourke
1985 Chris Welsby
1988 Ivan Blyth

UNIVERSITY CLUB COLOUR AWARDS

In 1980 the University instituted the award of *Club Colour* to be presented to men and women who have made an outstanding contribution to Macquarie University Sport, through their respective clubs, from an administrative or organisational viewpoint. Cricket Club members who have received this award are:

1980 Peter Barclay
 Grahame Blues
 Ross Gwilliam
 Peter Miller
 Robert Vagg
1981 Andrew Faulks
 Keith Henry
1983 Graham Hargreaves
 Brian Jones
1984 Chris Welsby
 John Wickham
1987 Allan Mahoney
1990 Al Davies
 Warrick Folkard

PRESIDENT'S REPORT

It is with an element of sadness that I announce this will be my final President's report, however the time is right to hand the reins over to someone else.

The last six years have had their moments, yet, overall being President of this club has been an honour, and I feel I have done the best I could to ensure we have a successful and strong club.

There have been many changes to the club during this time, too many to list here. Anyone who has played at Macquarie prior to 1998 will recognise the changes and know that these have improved our position within MUSA and the Sydney Cricket Association.

The Shires competition is a strong one, and I advise the incoming President not to sit on his hands but be prepared to direct change where necessary, otherwise we risk being left behind by the competition powerhouses.

My new passion is to see the realisation of the First Grade numbers presentation to everyone who has played First Grade. I intend to work with Webby and Wick on this and have it finalised by the end of the upcoming season.

Congratulations to Third and Fourth Grade for making the finals. To say their exits from the finals were tragic is an understatement. I will leave it at that, as I am sure the captains will cover the incidents in detail in their reports.

Well done to all the award winners, particularly those who won major awards; Peter Procopis, Gwillian Shield; Ross McIntyre, Clubman; Marty Payne, Most Improved and a new award, Rookie of the Year to Alex Gibson. This award is named after two stalwarts, Al Mahoney and Warrick Folkard. It is great to see that all our major awards are named after long standing club servants. A task for future committees is to name the Most Improved Award.

Special thanks go to Smithy and Sav, two great administrators who have made my life easy. Smithy was thoroughly deserving of his Life Membership. Smithy puts many hours into the running of the club and his work allows the club to run in an efficient manner. From an administrative point of view I believe he has no peer.

Thanks to the rest of the committee. This year's committee was one of the best I have been involved with, in any capacity. Hopefully most of the committee will be back. Special mention to Simon Burchett for his role as SCA delegate and member of the Shires sub-committee. He puts in many hours in an important administrative position.

Finally, thanks to all those who have assisted me in my time as President, I thoroughly enjoyed the opportunity and the experience.

Craig Edwards

Honorary President

SECRETARY'S REPORT

My final year as Secretary was one that had many great highlights and, unfortunately, some disappointing moments as a cricketer. In summary:

1. Two teams with genuine credentials to win a Premiership were foiled during finals matches in almost identical, unfortunate, and extremely suspicious circumstances. A cricket season isn't meant to end in protest hearings. On a similar vein, I would like to congratulate Burwood Cricket Club who picked up the inaugural Shires "Spirit of Cricket" award. This is a note-worthy achievement from a club who managed to end the seasons of our Third and Fourth grade teams through off-field negligence.
2. The growing strength and skill from our Committee was terrific. Ross McIntyre was outstanding with his work in managing our training sessions, and has rightly been acknowledged by receiving the Ivan Blyth Memorial Club Man of the Year. As well, Mark Fairlie, Phil Erskine, Wayne Travers, Chris Ying and Steve Gasser all made valuable contributions at various times, which helped to make my job a whole lot easier. Also, Simon Burchett again did a great job to represent the interests of MUCC at Shires Sub-Committee and Sydney Cricket Association levels.
3. My thanks to the great work by Allan Mahoney and his management of the Masters Team, and Tony Barnes with the 6th Grade Team. Both worked hard to make both teams run successfully, and their ability to get the job done and field 11 guys week after week with a minimum of fuss should be congratulated.
4. An innovation for the season was the implementation of the on-line club database- *Results Vault*. This tool has enabled club members to access up-to-date statistics almost instantaneously, as well as allowing us to hold the successful Fantasy League competition, which provided enormous interest at post-game gatherings.
5. Over the upcoming season or two, there will be a changing of the guard in the club's administration. Craig Edwards, after 6 years of service, is now standing aside as President. Edo has made an amazing contribution to MUCC, with his passion and commitment to its welfare and betterment unquestionable. Committee meetings won't be the same without Edo. One lasting impression for me will be a certain 'crisis' meeting we held midway through the season, where Edo's opening statement went something like "The best result for the cricket club is for you to sack jxyz", (jxyz was also at that meeting!).
6. Chris Savage has also made fantastic contributions as Treasurer over the past two seasons, but work commitments have meant he is no longer able to continue in this role. Sav had great enthusiasm for the job, and established a terrific framework for upcoming treasurers to follow.

Moving forward, I am hopeful that there are club members willing to step up and take the spots vacated by Edo and Sav. As well, I am moving into what I plan to be my final season as an administrator for MUCC. After what will be 6 years on the Executive, I believe it will then be time for someone with energy and enthusiasm to take the step up to inject some new ideas into the club.

Now, for season 2004-05. The focus for the upcoming season needs to be a mix of a strong recruitment effort to strengthen the top grades so we can once again be a serious finals contender and finish in the top half of the Club Championship. At the same time, we need to inject more energy and ideas into our after-match social activities and other functions. I am sure the new committee will launch itself into both these tasks with much vigour.

David Smith
Honorary Secretary

TREASURER'S REPORT

Report for year ended 31 December 2003

The financial statements of Macquarie University Cricket Club (MUCC), for the year ended 31 December 2003 are presented on the following pages, along with our audit report. The financial statements are summarised in the commentary below.

I report that total income and expenditure receded back to levels consistent with that of a year without an international tour, while our club's cash position strengthened.

The club's monetary responsibilities have been evolving during the year as a result of our incorporation with Macquarie University Sports Association ("MUSA"). MUSA have been implementing new methods of club accounting and governance. In short, these changes are positive for MUCC and will help strengthen our accounting procedures. The main changes for MUCC are:

- 1 MUSA have remodelled the cricket club's monetary arrangements. MUSA have implemented a new method for the distribution and accountability of club funds. As you can see in our financial statements, our NAB account and HSBC term deposit have been closed and all our cash reserves are now maintained in a MUSA/MUCC trust account. Going forward, MUSA will draw cheques on our behalf. This is a change that provides greater transparency for club expenditure.
- 2 MUSA have formalised funding arrangements. MUCC are now subject to greater accountability and analysis of expenditure as a result of changes to reporting deadlines and reporting requirements. As I write this report, we are in the process of negotiating an appropriate service level agreement between MUCC and MUSA to ensure that both parties are aware of their role and responsibilities.
- 3 MUSA no longer require audited MUCC financial accounts. 2003 marks the last year where MUCC are required to submit its own audited financial accounts. In the future, MUSA will perform audits on the club's financial records, which means our professional relationship with Elliott House Chartered Accountants will cease.

I believe that as a result of these changes our financial relationship with MUSA will continue to grow stronger.

Cash

MUCC accounts on a cash basis for all transactions. The closing cash balance for the year ended 31 December 2003 was \$27,335.70 (2002: \$26,502.06), which represents an increase of \$833.64 in our cash reserves, as detailed below:

	31 Dec 03	31 Dec 02
Cash at bank	-	17,958.50
Term deposit	-	8,543.56
MUSA/MUCC Trust	27,335.70	-
Total	27,335.70	26,502.06

Income

During the year MUCC utilised \$8,473 (2002: \$33,523) of funding, represented as:

Description	Amount
MUSA Project Fund	\$0
MUSA Budget	\$4,473
Sydney Cricket Association	\$4,000

MUSA's contribution is dramatically lower than last years' grant because we utilised grant funds early (i.e. during 2002), the UK tour artificially inflated the prior year's funding, and our Project Fund was rolled forward into financial year 2004.

In addition to our funding grants, our sources of income totaling \$26,680.85 included yearly member subscriptions, sales of clothing and refreshments, interest and of course, our fundraising activities.

Many thanks are extended to all who supported our successful fundraising activities undertaken during the year. These included the Cricket World Cup Dream Team, Rugby World Cup and MUCC Fantasy League competitions - competitions that pitted knowledge and statistics against the luck of the game. Congratulations to the gentlemen who won these competitions, John Howe, Craig Edwards and Mark Fairlie. The annual auction held at our Annual Dinner was a major fundraiser. We had some high quality items, which drew some high bidding. Our fundraising helps the ongoing financial stability of the club and the club spirit.

Expenditure

Our major expenditure for the financial year included:

Description	Cost
Equipment and clothing	\$7,834
Functions (Presentation dinner and trophies)	\$5,862
Dues and subscriptions	\$5,402

Other expenditure included coaching fees, fundraising costs, and clubhouse supplies. Based on the financial results, MUCC continues to have a strong monetary position. Thanks again, to all the club members who have contributed, thanks to Elliott House for the audit relationship over the last few years, and thanks to the Committee for your ideas and commitment.

Special thanks to Craig Edwards and David Smith, who have helped me enormously, and have dedicated many hours to answering my questions, and maintained our club's status.

Chris Savage
Honorary Treasurer

MACQUARIE UNIVERSITY CRICKET CLUB**Profit & Loss Statement
01/01/03 through 31/12/03**

Income		
Subscriptions	\$13,994.00	
Club takings	\$4,142.90	
Socials and fundraising	\$4,040.00	
NSWCA Grant	\$4,000.00	
MUSA Budget	\$4,473.73	
Clothing	\$2,360.00	
Interest received	\$438.95	
Sundry Income	\$1,705.00	
Total Income		<u>\$35,154.58</u>
Cost of Sales		-
Gross Profit		<u>\$35,154.58</u>
Expenses		
Accounting fees	\$550.00	
Advertising	\$472.45	
Bank charges	\$149.25	
Clubhouse Supplies	\$982.33	
Clothing	\$2,227.87	
Coaching	\$3,420.00	
Competition entry fees	\$675.00	
Cricket equipment	\$5,606.50	
Dues & Subscriptions	\$5,402.00	
Functions	\$4,416.10	
Fundraising	\$2,043.42	
Ground hire	\$348.55	
Miscellaneous charges	\$1,225.80	
Player Incentives	\$1,500.00	
Sundry expenses	\$3,855.47	
Trophies	\$1,446.20	
Total Expenses		<u>\$34,320.94</u>
Operating Profit		<u>\$833.64</u>
Other Income		-
Other Expenses		-
Net Profit / (Loss)		<u>\$833.64</u>

MACQUARIE UNIVERSITY CRICKET CLUB
Balance Sheet
December 2003

Assets			
Current Assets			
Cash on Hand			
MUSA/MUCC Trust	\$25,309.65		
Cheque Account	-		
U.K. Account	-		
Cash Drawer	<u>\$2,026.05</u>		
Total Cash on Hand		\$27,335.70	
Savings Funds			
NRMA Deposit		-	-
Total Savings Funds			
Total Current Assets			<u>\$27,335.70</u>
Total Assets			\$27,335.70
Liabilities			
Net Assets			<u>\$27,335.70</u>
Equity			
Retained Earnings		\$26,502.05	
Current Year Earnings		<u>\$833.64</u>	
Total Equity			<u>\$27,335.70</u>

**INDEPENDENT AUDIT REPORT TO THE MEMBERS OF
THE MACQUARIE UNIVERSITY CRICKET CLUB**

SCOPE

I have audited the financial statements of the Macquarie University Cricket Club for the year ended 31 December 2003. The Committee is responsible for the preparation and presentation of the financial statements and the information they contain. I have conducted an independent audit of these financial statements in order to express an opinion on them to the members.

My audit has been conducted in accordance with Australian Auditing Standards to provide reasonable assurance as to whether the financial statements are free of material misstatement. My procedures included examination, on a test basis, of evidence supporting the amounts and other disclosures in the financial statements, and the evaluation of accounting policies and significant accounting estimates. The club predominately trades on a cash basis, which is the normal trading basis for clubs of this kind. Therefore the audit is restricted to actual cash banked and recorded. These procedures have been undertaken to form an opinion as to whether, in all material aspects, the financial statements are presented fairly in accordance with Australian Accounting Standards so as to prevent a view of the association which is consistent with my understanding of its financial position, the results of its operations and cash flows.

The audit opinion expressed in this Report has been formed on the above basis.

AUDIT OPINION

In my opinion, the financial statements do present fairly in accordance with applicable Accounting Standards, the financial position of the Macquarie University Cricket Club as at 31 December 2003.

Yours faithfully,

ELLIOTT HOUSE PARTNERS

A.P. Slattery

2003 – 2004 Season Photos



O'Reilly warming up



Gracie facing up



Dorrell in action- 2nd grade



Hale sending one down- 2nd Grade



Brown warming up- 3rd Grade and Masters



Paul Chew drining- 4th Grade



President Edwards entertaining the boys



Gissing, Budge and Payne- 2nd Grade



Hale in action- 2nd Grade



Knock driving- 2nd Grade



Schaafsma, Knock, Fernandes, Dorrell and Edwards



Payne, Gasser, McIntyre and Gissing



McIntyre, Finnemore, Moran and Aphaiwongse



Rose defending- 3rd Grade



McIntyre (Gully), Smith (3rd), Brown (2nd), Edwards (1st), Fernandes (Keeper)

CAPTAIN'S REPORT – 1ST GRADE SHIRES

A reflection on season 2003-04 will show that First Grade defeated all the sides finishing below it and compete with the other teams except for the top three, who simply just smashed us. It was certainly and entertaining and enjoyable season with the team morale good throughout and the in-house banter always a highlight. With the “no sledging” rule to be enforced this season many of the opposition were unable to find anything other than nonsense jibber to say whereas the Macquarie boys were able to maintain their cricketing commentary humour towards the opposition.

With over 60% of the state classed as a drought area, one would certainly not anticipate the rain being a major contributor in the season’s outcome. We just seemed to always be on the front foot when the rain intervened - yet couldn’t dance a drop from the skies when needed. With the rain around for half the games it produced some interesting under-prepared pitches, which we found difficult to adjust to with both bat and ball. We certainly can’t blame the conditions for our finish as there was always an opposition playing at the same time – funny that. There were definite turning points that shaped our season:

- Unavailability during the first two rounds and pre-season certainly put us on the back foot. The positive spin on this was that many of the younger players were given opportunities to perform at the highest level in Shires. They should now have the confidence to achieve when their next chance arises.
- A good team effort against Southern Districts on a diabolical pitch – the one game where we adjusted to the conditions better than our opposition.
- A super team batting performance against Lindfield for a whole day’s batting.
- A win on day 1 in the last over of the day against Holroyd-Hills before rain washed out day two.
- A solid team performance for a win against Warringah. Our only game where we played at the top of our game in all three disciplines.
- The one wicket loss to Pennant Hills. A win in this game would have placed us in the top 6 and given us momentum.
- The heroics of a last over win against Lane Cove – certainly the highlight of the season, but left us with a big “What if” if we won the previous game against Pennant Hills.
- The last round debacle, which saw us bowled out for 44, which eclipsed the all-time low of 48 in First Grade.

All of the younger players coming into First Grade showed that they are capable of playing this level of cricket for many years to come. Special mention should be given to Clifty and Mark ‘FB’ Fairlie who took the rise to First Grade in round 1 from last year’s performances in 3rd Grade with both hands. Clifty was our leading wicket-taker for the season while FB deserved better results for his efforts (but the dropped catches were *character building*) Who could forget the last-wicket partnership they produced under pressure for the win against Lane Cove? The other player who deserves a mention was Roundsy who missed the first half of the season through injury but still managed to support the team each week and his return was like a breath of fresh air which certainly lifted the team’s performances. We would certainly like to thank the committee and

especially Smithy, Edo and Sav for their efforts to provide the environment that we all enjoy at Macquarie. Also we would like to congratulate all the pewter and trophy winners throughout the grades for their outstanding achievements. Enjoy the winter boys because next season is a new beginning with scores to settle, goals to achieve and silverware to bring to Macquarie.

Peter Procopis and Seamus Ross

1st Grade Captains



Peter Procopis
and
Brendan Rounds (*non striker*)

MATCH REPORTS

v Georges River 132 lost to Georges River 290

The first game was a bit of a disaster not helped by the fact that a number of players were MIA for both round 1 and 2. GR batted first and took a toll on most of the bowlers. Most economical was Hale with (0-14 off 7). Clifty gave us a glimpse of things to come with (4-63 off 17). Apart from a solid (52) from Moran and (29) from Yinga, the less said about the batting the better.

v Burwood 184 lost to Burwood 5 for 186

A great knock of (74) by Pete Saliba (dismissed lbw to a *shocking* decision) should have laid the foundation for a big score. Unfortunately a steady flow of wickets at the other end put paid to that. We managed to get to 184 though with Hopper (29) and Hale (24) showing the top-order how it should have been done. With 180 odd to bowl at we gave ourselves a chance and at 4-82 had a sniff. That was all we got however as they passed us 5 down. Clifty (2-55 off 14), Fairlie (1-19 off 9) the pick of the bowlers.

v Southern Districts 8 for 177 defeated Southern Districts 176

We had them 5-50 after some great bowling from Webby (5-76 off 33) and Hopper (3-31 off 16) after which their tail managed to claw their way to 176. The chase started well with a 51 run stand between Moran and Ross before they both went in consecutive overs. An unbeaten (53) from Pete Procopis guided us to victory with the highlight being the 54 run partnership with Kieran Mahony (19). The first win was on the board and we were looking forward to the next match to build some momentum.

v South Sydney 134 lost to South Sydney 3 for 134

The first one-dayer and alas there was not much momentum to speak of. The only highlight of our innings, was a 64 run stand between Benny (28) and Seamus (30). Just not enough runs and despite miserly bowling from Webb (0-18 off 10) and Hopper picking up 2 wickets (2-38 off 10) they passed us in the 34th over.

v Lindfield 348 drew with Lindfield

Finally our much-vaunted batting line-up produced the innings of the season. Moran (69) was on fire early hammering 65 of an 89 run opening stand with Seamus. The innings built around a magnificent century from Pete Procopis (118 not out) with great partnerships and contributions from Pete S (43), Benny (35) and Yinga (32). There must have been a Murphy playing for Lindfield because it bucketed down all week and the win we had pencilled in was not to be.

v Holroyd-Hills 6 for 123 defeated Holroyd-Hills 120

Great bowling and fielding all round saw us dismiss Holroyd for 120. Webby, Fairlie and Budge were all miserly and picked up a wicket each. Gibbo, (2-22 off 5) on his First Grade debut, after giving the batsman two full tosses in his first 3 balls, both of which went to the fence, decided to hit the pitch from then on and picked up two wickets with some good line bowling. Clifty picked up (4-34 off 8) with some excellent leg-spin. Benny, picking up where he left off last year, couldn't buy a wicket! Special mention to Mark Fairlie's run-out, a cracking direct hit at the bowler's end from deep point which left Webby questioning the rules of the Fantasy League where it was worth a sum total of 0 points. After scoring 348 the game before we made hard work of the chase with (46) from Pete P laying the foundation. And all this on Day 1! Murphy had by this time switched teams and was playing for Holroyd as day 2 was washed out with a possible outright on the cards.

v Strathfield 71 lost to Strathfield 3 for 103

Week 1 was washed out so 120 overs were to be played on Day 2. Webby top scored with a well made (34). Unsubstantiated rumours have it there were 10 other blokes that also batted for Macquarie that day. These can neither be confirmed nor denied. Strathfield took their sweet time getting the required runs, 43 overs, with Webb (1-14 off 10). Must just have been rumours.

v Epping 157 lost to Epping 291

Epping won the toss and batted on a road in searing heat, smoke haze and the threat of bushfires. Clifty (4-57), obviously with something against the name Michelle, picked up yet another 4 for. Webb (2-48) and Roundsy (2-41) both parachuted in from Toy's wedding to pick up a couple each. Day 2 - apparently the 5 days prior to the rain on Friday night were not long enough for the Epping groundsman to prepare the track for the weekend. As such, needing a win and having a lot of runs to chase we started on time on what could only be described as a wet goat track. Needless to say chasing that many on that we didn't get there. Solid knocks on a very difficult pitch and probably worth double the runs were from Yinga (28), Procopis (39), Sav (20) and Webby (22).

v Warringah 7 for 107 defeated Warringah 106

A great performance in the field backed up by some superb line and length bowling saw us dismiss Warringah in the 44th over for 106. David 'Sony Playstation' Webb found the perfect line and length on ball one and locked it in for the rest of the match finishing with 2/0 off 6.1 (you think they could have got a single don't you?) Fairlie (1/30 off 10), Roundsy (1/11 off 9) and Clifty (3/31 off 8) were aided by 3 superb run-outs including the now famous "silly, silly" finger waving post run-out celebration from our UK 'import' Aaron. The chase began exceptionally well with a 44 run opening stand between Moranovic (30) and Yinga (12). Once again having the interest of the game at heart, we kept the fans watching with a steady flow of wickets from there on in, eventually cruising home in the 32nd over on the back of a hard hitting (30) from Roundsy.

v Pennant Hills 252 lost to Pennant Hills 256

Another good total posted due to the number of solid partnerships throughout, but really should have been more with a number of us getting starts but only Pete P (71) going on. The starters were Moran (21), Saliba (25), Ross (21), Rounds (41) and Webb (24). We started Day 2 well having them 2-13 off 10 but let the ball slip through our fingers, breaking one on the way through, and the next wicket didn't fall until 124. A steady flow of runs and wickets ensued but at 9-236 we were in with a big chance. Unfortunately some hard hitting from their No. 9 got them over the line. A great performance however considering we had only 10 men for the majority of the day after Yinga took the 'soft' option and went to get his broken finger attended to! The fact that it needed a subsequent operation, mere details, details....Pick of the bowlers were Webby (3-49 off 19), Hopper (2-54 off 15), Energiser Roundsy (2-55 off 25 – NB 25 straight, Captain's note – *needed the fitness.*) and Fairlie (0-43 off 9) who must have put something on the ball before he bowled as nobody wanted to catch anything off his bowling.

v Lane Cove 9 for 232 defeated Lane Cove 231

Week 1 – Very slow day of cricket. We couldn't get many wickets. They didn't try to score many runs. Ended the day on 5/231. Fairlie (2-64 off 18), Clift (2-87 off 22) and Webb (1-13 off 17). After last week's strange decision by Lane Cove to block out the remaining 2 overs (and a fair portion of the other 78 during the day) we arrived at the ground in expectation of another stint in the field. As a result we were somewhat perplexed when they declared overnight at 5-231. Needless to say we were not unhappy with the decision and set about the run chase unaware of the dramas yet to unfold. We lost both Aaron and Tino on (36), quickly followed by Pete S who had obviously decided to save himself the wait for the inevitable mix up and subsequent run out with Pete P by spooning one to cover. This brought Kieran (45) to the crease who batted with great patience and growing confidence to post a 113 run partnership with Pete P (86). Unfortunately due to some trick of the light during the 53rd over, Kieran was somehow mistaken for Saliba and subsequently run out, thus bringing to an end a partnership that threatened to take us all the way to victory. Unfortunately 1 did bring 2 and Roundsy was fired out caught behind with there being some doubt as to whether he actually hit the ball. Pete P once again was the rock of the innings joining in a further partnership with Webby (23). Webby (who had warned before going out to bat that Ivan the ump usually reserves all his lbws for after 4pm) at full stretch was hit on the knee roll at approx 4:01 and sent packing lbw. Procopis fell next followed by Hopper and Scotty who both batted well to edge us yet closer to the target. Hopper was another lbw victim to a somewhat dubious decision. Scotty tried taking a run to mid-on and found that he couldn't run the length of the pitch in less time than it took to throw the ball 3m. 9/220 - Enter stage right Mr Fairlie and Mr Clift. 12 to win, 1 wicket in hand, 5 overs remaining and Lane Cove feeling like they were moments away from victory. Batting extremely sensibly and with patience beyond their years they edged us closer to victory taking a couple off each of the first 3 overs. In the 79th over FB decided to take the game to them and hit a superb lofted on-drive' one bounce into the fence off their skipper (centimetres short of the 6 that would have taken us to 232 and victory). So final over, 2 to win, Clifty on strike.

Ball 1 – dot

Ball 2 – bowled down leg side, keeper fumbles, and boys scamper through for a bye. Scores all locked up 231 apiece.

Ball 3 – dot

Ball 4 – dot. Pressure mounting. No fingernails left in grandstand.

Ball 5 – FB down the track to the quick, lofts it straight back over his head for 2 (scenes of wild celebration ensue)

FB 13 n.o, Clifty 3 n.o. Fantastic.

Huge contributions from all the U24's in the side this week played a large part in getting us home for the win and augers well for the future. They all showed a great temperament when batting in a pressure situation, especially FB and Clifty.

The report according to FB:

They declared overnight. We batted for a while, somebody got a few runs...anyway at 8/211 the game came alive and I came to the crease....

Ball 1 worked two off my pads with the grace of M.E.Waugh

Ball 2 textbook front foot defence to cover.

Ball 3 worked one wide of mid-wicket for one. Superb call. Clift not backing up.

Ball 4 Clift on strike, blocks it. Think I'll forgive him this time.

Ball 5 Clift forward defensively again. Stop wasting my time and get off strike.

Ball 6 Clift somehow gets a single and keeps me off strike. *Mental note* – don't bat with Clift again as he hogs the strike!

Ball 7 Loft spinner down the ground for 4. *It's hard being this good.*

The report according to Clifty:

Batting at 11 again. Unbelievable. Fairlie batting at 10 and he doesn't know which end of the stick to hold.....9/220 – have to go out and win game whilst preventing Fairlie from losing it.

Balls 1 to 5 Defensive rock. Toyed with bowler. Safe as a bank.

Ball 6 – worked one to fine leg. Kept Fairlie off strike as he looked like he was about to do something silly and try and loft the spinner down the ground. The people I have to work with....

v Roseville 0 for 11 drew with Roseville 163

Day one saw us knock Roseville over in the 73rd over. After having them 7-85 in the 43rd it should probably have been sooner. Some good bowling from Webby (3-44 off 17), Hopper (2-25 off 15) and Fairlie (3-40 off 21). Amazingly 7 out of the 10 wickets to fall were bowled. Steve and Seamus got us through 4 overs without loss to see out the day and in a good position for a win next week. Unfortunately the weather had other ideas and 3 overs into the 2nd day with rain coming down and the crease area looking like the Battle of the Somme, the umps called it a day.

v Auburn 44 lost to Auburn 177

The last game and being out of finals' contention we were looking to finish on a high by knocking off one the top teams. Started off well enough restricting their powerful batting line-up to 177 from 50 overs on the back of some good fielding and bowling. Pick of the bowlers, Roundsy (2-25 off 10), Fairlie (2-25 of 10) and Clifty (3-38 off 10). After lunch there was some kind of a time/space continuum thingy happening as the Mac Uni U/6's came out to bat, made a reasonably respectable 44 for an under 6's side and then were swallowed up by the Slidersesque portal. (A 5 year old B.Rounds got man of the match for reaching double figures – (10) 11 dazed and confused Mac Uni First Graders then beamed back to discover we had lost the game and the season was over.



Brendan Rounds

1ST GRADE SHIRES STATISTICS 2003-04**BATTING AVERAGES**

Batsman	Mat.	Inn.	N.O.	H.S.	Runs	Average	Catches
P. Procopis	10	9	2	118x	428	61.14	1
S. Moran	12	12	1	69	255	23.18	3
P. Saliba	9	8	-	74	173	21.63	1
D. Webb	13	12	1	34	159	14.45	3
S. Ross	12	12	1	30	134	12.18	4
C. Ying	9	9	-	32	119	13.22	9 + 1stp.

ALSO BATTED (Less than 100 Runs)

Batsman	Mat.	Inn.	N.O.	H.S.	Runs	Average	Catches
B. Rounds	6	5	1	41	93	23.75	-
B. Suthanther	4	4	-	35	86	21.50	3
T. Hopkins	12	11	4	29	95	13.57	2
A. Hale	2	2	-	24	24	12.00	1
G. Scott	3	2	1	9	12	12.00	1
K. Mahony	8	7	-	45	82	11.71	3
M. Fairlie	11	7	4	13x	30	10.00	5
C. Savage	2	2	-	20	20	10.00	-
A. Thomas	5	5	-	20	41	8.20	3 + 1stp.
D. Budge	4	4	1	13	16	5.33	-
P. Clift	11	7	2	6x	22	4.40	3
S. Gasser	1	1	-	4	4	4.00	-
D. Knock	2	2	-	6	6	3.00	1
C. Fernandes	2	2	-	4	5	2.50	1 stp.
B. Taylor	2	2	1	1x	2	2.00	1
A. Gibson	1	-	-	-	-	-	1



Steve Moran

BOWLING AVERAGES

Bowler	Overs	Maidens	Runs	Wickets	10 in Mat.	5 in Inn.	Average
P. Clift	121.1	8	450	24	-	-	18.75
D. Webb	178.3	61	412	19	-	1	21.68
T. Hopkins	126.1	26	378	12	-	-	31.50
M. Fairlie	118.1	17	390	11	-	-	35.45

ALSO BOWLED (Less than 10 Wickets)

Bowler	Overs	Maidens	Runs	Wickets	10 in Mat.	5 in Inn.	Average
A. Gibson	5	-	22	2	-	-	11.00
B. Rounds	70	19	159	9	-	-	17.67
D. Budge	18	6	49	2	-	-	24.50
S. Gasser	14	2	50	2	-	-	25.00
B. Taylor	17	3	50	1	-	-	50.00
A. Hale	7	1	14	-	-	-	*****
B. Suthanther	7	-	33	-	-	-	*****
S. Ross	31.2	5	101	-	-	-	*****



Paul Clift

1ST GRADE SHIRES 2003-04**BEST PERFORMANCES**

<i>Batting Average</i>	P. Procopis	61.14
<i>Batting Aggregate</i>	P. Procopis	428
<i>Highest Score</i>	P. Procopis	118x v Lindfield
<i>Bowling Average</i>	P. Clift	18.75
<i>Bowling Aggregate</i>	P. Clift	24
<i>Most Wickets in a Innings</i>	D. Webb	5/76 v Southern Districts
<i>Most Wickets in a Match</i>	D. Webb	5/76 v Southern Districts
<i>Wicket Keeping</i>	C. Ying	9 catches + 1 stp.
<i>Centuries</i>	P. Procopis	118x v Lindfield
<i>Highest Team Score</i>	348 v Lindfield	
<i>Lowest Team Score</i>	44 v Auburn	

RESULTS

<i>Played</i>	13
<i>Won Outright</i>	-
<i>Won 1st Innings</i>	4
<i>Drawn</i>	2
<i>Lost 1st Innings</i>	7
<i>Lost Outright</i>	--
<i>Position in Competition</i>	9th

TEAM STATISTICS**MACQUARIE****OPPONENTS**

<i>Runs Scored</i>	1973	2236
<i>Wickets Lost</i>	107	91
<i>Average per Wicket</i>	18.43	24.57

HIGHEST "1ST GRADE" SHIRES PARTNERSHIPS 2003-04

Wicket	Batsmen			Runs	Opponent	
1	S. Moran	69	S. Ross	13	89	Lindfield
2	S. Moran	21	P. Saliba	25	42	Pennant Hills
3	S. Ross	30	B. Suthanther	28	54	South Sydney
4	P. Procopis	86	K. Mahony	45	113	Lane Cove
5	P. Procopis	53x	K. Mahony	19	54	Southern Districts
6	P. Procopis	73	B. Rounds	41	67	Pennant Hills
7	P. Saliba	74	T. Hopkins	29	40	Burwood
8	T. Hopkins	29	A. Hale	24	36	Burwood
9	T. Hopkins	19x	D. Budge	13	26	South Sydney
10	A. Hale	24	M. Fairlie	4x	15	Burwood

CAPTAIN'S REPORT – 2ND GRADE SHIRES

When looking upon Second Grade's points tally it is quite easy to imagine that for season 2003-04 we fielded an uncompetitive team. This is definitely not true. Here are a few facts:

- One win; six draws and six losses;
- Our win was against the club who ran second in Club Championship points;
- After 7 rounds of competition we had no points, however we had only conceded 12 points;
- A couple of our draws were at inopportune times, when we were dominating. The others, ... well...;
- We won 8 of 13 coin tosses!... and
- We won the wooden spoon!

Some significant individual on-field successes include Chris Savage's first ton for the club on domestic soil; a club record equalling 9th wicket 105 run partnership between Chris Savage and Bruce Taylor; Martyn Payne's consistent performances; and the identification of a few new young talents who showed they have the ability to 'cut it' in Second Grade including Muhli, Chili, Anstiss, Lloyd, Slimmo and Alex Gibson.

I have seen how each person can play and without a doubt the team under-performed, as evidenced by our convincing win against Auburn. Four captains across 13 games probably did not help. So, in today's fickle world our 2nd grade team is happy to live by the adage, "You're only as good as your last game". Thanks to all the guys who played in 2nd Grade this year. I enjoyed playing with you and hope to see you all next year to lengthen 2nd Grade's unbeaten run.

Jamie Breden ("Toy") averaged 31.50, and week-to-week he was the most prized opposition dismissal. Outside commitments curtailed his input to the side and he was sorely missed.

Martyn Payne ("Marty") had an excellent year with the ball, taking 28 wickets as well as taking greater responsibility up the batting-order (opening the innings 6 times). Marty always committed himself and inspired the team at every opportunity.

Brett Kent ("BK") had mixed form with the bat, showing true BK batting form at the tail-end of the season. He played some important digs and I can still clearly remember his 'rain-dance' catch against Roseville.

Terry Dorrell ("Tunza"), had mixed form with the bat. He played several important innings and was always prepared to pop his 'wicket-taking' bowling shute to dismiss the tail. Thanks for helping me with the captaincy Tunz.

Muhilan Sriravindrarah ("Muhli") did not show his true form with the bat on a Saturday (...he kept it for the Sunday games). We did however discover his bowling talents, a safe pair of hands in the field, and a very positive attitude to keep the scoreboard ticking over.

Andrew Gissing ("Giss") had a mixed season. He often had opposing batsman in a spot of trouble against his leggies, or at least would convince them they should be. With the bat he made a few excellent contributions. I always wonder with Giss, what will happen next!

Anthony Hale ("Haley"). Unluckily for Haley, he had many catches dropped from his bowling and his 14 wickets are not a true representation of his efforts. Haley's memory for little incidents is quite amazing.

Graeme Scott ("Scotty") kept it safe behind the stumps. Scotty's consistent glove-work each week was rewarded with a promotion to 1st Grade (and a slide up the batting order). Well-done Scotty.

Bruce Taylor ("Juicy") had his 2nd season for the club cut short, when his solid frame gave way. Juicy commented to me that bowling on this 'turf stuff' made more sense in season 03-04. Hopefully he remembers it all for 04-05. Thanks for sharing a great experience with me in round 2.

Alex Chilvers ("Chili") often bowled with good control and accuracy. A new member of MUCC, he kept his enthusiasm in a team that didn't win many games. Alex is also a musician, so I wondered whether Second Grade's efforts would be inspiration for a new composition for his band.

Players who joined the team for less than 6 games include Stephen Rose; David Knock (the joker); Kieran Mahony; Mark Schaafsma; Chris Anstiss (see you in 2nds again!); David Budge (the motivator); Steve Gasser; Alex Gibson (gotta work on your hat-trick ball mate); Andrew Slimmon (the butt spanker); Michael Lloyd; Ross McIntyre; Steve O'Reilly and Aaron Thomas.

And finally thanks to our cheer squad and Mr Eric Anstiss for driving Chris from game to game, and fielding when others were late.

Chris Savage

Second Grade Captain



MATCH REPORTS

v *Georges River* 189 drew with *Georges River* 0 for 23

Toy made his captaining debut for MUCC 2nd Grade. Chili and Muhli made their club debuts. MU won the toss... the season was starting well! We batted on a hard, sparse, dead wicket. Toy batted well for the first fifty (54) for our season. BK and Toy put on a solid partnership (60), and left us at 2/95 at tea. BK (46) and Tunza then compiled a 56 run partnership. Tunza lost the middle and lower order, as we failed to capitalize on a solid start. Tunza was dismissed for (36) and MU shortly thereafter, were all out for 189 off 74 overs. MU bowled 3 overs on a cold and windy afternoon... where Georges River batted aggressively and took 23 from our three 'short' overs. Day two was lost to rain.

v *Burwood* 9 for 266 lost to *Burwood* 6 for 267

Blustery conditions and Tunza took the reigns in Toy's absence. The Rothwell pitch was devoid of grass and we notched up a second win!... but still only the toss. We batted. The loss of early wickets brought Chris Savage ("Sav") and Tunza (45) together, and the scoreboard hummed. The two played great shots and put on 56 runs for the fourth wicket and had the game evenly poised at 3 for 100. Burwood (last year's' Second Grade premiers) then tightened things, and before long we had slumped to 8 for 142 from 57 overs. Sav still at the crease on (51). Taylor joined Sav and found the middle of his bat immediately. The scoreboard hummed again, with the next 22 overs yielding 105 runs (a record Mac 2nd grade 9th wicket partnership) and a great batting resurrection. The Burwood attack rotated regularly searching for a break-through. Sav hit 12 fours and a six and was eventually out for (111), a mighty knock and his first ton (and first six) on Australian soil for Macquarie. Juice continued to plunder the bowling for the last four overs... raising his bat for his first 50 for the club, just before stumps. We declared overnight. Juicy and Chili opened the bowling and secured an early break-through. The second wicket came with a change in the bowling, Marty Payne opening his account for the year. 2 for 60 and at this point we were on an even footing. Marty, Steve Gasser ("Castro") and Giss bowled tightly. Taylor's second spell was one of his fieriest, taking two wickets. Chili took his first and second wicket for the club in quick succession. 6 for 217 and we were a chance before two ex-First Grade Burwood stalwarts eased Burwood past our score. Close, but no cigar. Juicy (3-45) and Chili, (2-31) were the pick of the bowlers.

v *Southern Districts* 234 drew with *Southern Districts* 8 for 227

MU had a shaky start on Roger Sheeran, 3 for 50, David Knock ("Knocky") scoring (30). Some players don't use their heads much during an innings, Knocky used his once too often, dismissed freakishly – a top edge one into his right cheek, onto the back of the bat and into the waiting hands of point. Soon after, rain came and interrupted play... 100 overs on day two. Sav (67) and Haley (32) added 65 for the 6th wicket and Giss (35) and Scotty (22 not out) put on 60 for the 9th wicket. We left SD 63 overs to score 235 at just under 4 an over. SD got off to a flyer, scoring 22 in the first 3 overs, although maybe lucky with some lbw decisions that were turned down. We recovered when Marty took the first two wickets, and Chili took two more. At tea SD were 4 for 47 from 16 overs. After tea they cruised along at about 3 an over for a while to get to 105. The cruising stopped for the next 10 overs, which

yielded only 12 runs, and a few grassed catches. The game meandered to 7 for 182, 9 overs remaining 53 runs required. Chilly picked up his third wicket with 3 overs remaining. 25 runs to win off 18 balls, we needed the two wickets, but the harder they swung the further they missed, and in the end they finished at 8 for 227. This was a disappointing draw for MU when we had our chances. Chili (3-47) and Marty (3-76) were the chief wicket-takers.

v South Sydney 9 for 198 lost to South Sydney 6 for 315

Cricket was the winner on this day, unfortunately, not Macquarie University. Alan Davidson - *a fantastic oval and wicket*. Souths won the toss and batted. We started off well having them 2-31 and bowled a fairly tight line and length for the first half of their innings - 89 runs after 20 overs. A few spilt catches enabled Souths to steadily build their innings - 10 overs 40 runs; 20 overs 89 runs, 30 overs 151 runs, 40 overs 214 and 315 at 50 overs. All the bowlers had reasonable figures up to their 6th over but then conceded on average 30 runs for their last 4 overs. Pick of the bowlers were Chilli (2-58) and Giss (2-69). It's very hard to chase a total of 300+ when you don't get a good start. They bowled well in the first 10 overs. We were 3-12 and 4-43 before the batters decided it was time to enjoy the fantastic wicket. Sav and Toy put on a 4th wicket partnership of 90 runs before Toy went for a hard hitting (48). Sav fell on (66) chasing about 6 an over and Giss parachuted in for (22).

v Lindfield drew with Lindfield 8 for 325

A stinking hot day at the Roger Sheeran and unfortunately when the captain gave us the signal we were having a bowl, he wasn't kidding. Mac lacked penetration through their top-order. Giss picked up the first wicket at 67. Hale picked up two wickets in an over and Marty grabbed one to get us to 4 for 137 (after 39 overs). The next four wickets cost us another 166, Lindfield taking toll of tiring bowlers and fielders— as our intensity wilted under the sun. Giss bowled a marathon 24 overs unchanged. Chili (2-62), Haley (2-41), Marty (2-68) and Giss (1-83) did a great job. Week two was lost to rain. Our third draw.

v Holroyd-Hills 3 for 68 drew with Holroyd-Hills 178

Aaron Thomas debuted for MU less than 24 hours after stepping off a plane from England. Holroyd won the toss and batted at Roger Sheeran. HH pinned their ears back and notched up early runs. However, Mac bowled well and we took regular wickets. Juicy took (3 for 30), while Chili was unlucky not to get a wicket. Toy picked up (2-57) with his seamers. Marty bowled extremely well to take a bag-full, (5 for 49). Marty and Toy bowled 24 straight overs in tandem to finish HH's innings. We restricted HH to all out 178 from 44 overs, which may have been generous because we dropped a few catches. Scotty bagged 5 chances behind the stumps. Marty (20) and Toy (35) then continued their partnership and put on a solid start of 39 runs. We strolled to the end of the day and had the game in our hands. Rain on week two punished our slow chase. Our fourth draw in 6 games.

v Strathfield 9 for 210 drew with Strathfield 8 for 253

Alex Gibson (aka "Gibbo" or "MJ") made his debut for Second Grade. At Airey, Strathfield won the toss and batted. On a slow scoring day we managed the first break-through in the 13th over. The bowlers racked up over 20 maidens and made scoring difficult on the dusty Airey pitch. We had Strathfield at 6-97... and let them get away. Poor fielding and catching saw them limp to 8-215 at the end of the day. The seventh wicket yielded 102 runs and many chances. Chili (1-30), MJ (2-62), Payne a miserly (2-17), and Tunza (2-29). Strathfield batted on into day two and stretched their lead by 38 runs in 6 overs before declaring and leaving us a target of 254 from 71 overs. We scored at 4 an over for the first wicket (Toy 43), our start being 58. But this was as good as the pitch got and from here on Airey disintegrated into puffs of dust. It was a lottery as to whether it would leap up and take your head off or roll along the ground. Marty (14) fell victim to a drive where the ball held up on him. Sav (17) and Tunza (45) were both battered and bruised. Giss (13) got some quick runs and Haley (36) was finally out to a sharp catch, ending a hard fought and gutsy knock. Scotty (13 not out) and MJ (0 not out) didn't surrender their wickets in failing light and intense pressure from Strathfield - they played out the remaining 5 overs to end the game in a draw and maybe a moral victory. To manage 210 on an atrocious Airey powder puff was a credit to the batting. Another draw.

v Epping 92 lost to Epping 5 for 269

Flat was the word. We lost the toss at Roger Sheeran and Epping batted. Haley created early chances, which were not taken. Tight bowling led to slow scoring, 66 from 30 overs. Things then went flat with the bowling and very flat with our fielding. We did not take the chances created and were punished by an unbeaten 6th wicket stand of 107, 5 an over for the last 20 overs and the score blew out to 269. Giss (1-98) bowled his second marathon – 25 overs unchanged. Marty (2-28 from 15), Tunza (1-17) and Muhli (1-31) were the only wicket-takers. Rain during the week created a juicy wet patch on a length. Andrew ("Slimmo") Slimmon put on a good opening stand of 42 with Marty (11), providing the solid platform required. However scoring was difficult with the outfield growing longer with the completion of each over – only one four was hit by MU. Slimmo made a well compiled (30) and then wickets tumbled. The last six wickets added only 18 runs; we were one batsman short due to Giss's sand bagging efforts in Tamworth. Tunza (19 not out) postponed the inevitable.



2nd Grade MVP- Martyn Payne

v Warringah 8 for 121 lost to Warringah 9 for 197

Weldon looked like it had a little juice in it. Dave Budge made his captaincy debut for the club. We won the toss and started well, but couldn't get that early wicket. First change bowler MJ picked up our first wicket. Second change Muhli got the second and bowled very well - bowling his ten straight. Then the master stroke-the arrival of Marty. He bowled extremely well picking up (4 for 39 from 9 overs). Budge picked up the last wicket. Warringah restricted to 53 runs in the last 10 overs with 5 wickets in hand. The boys all bowled to the plan (except for the 21 wides) and were backed up with improved fielding and catching... *but we still grassed four catches*. Conditions changed dramatically during our innings. There were three rain interruptions, which ultimately revised our target to 145 (37 overs). The early steady flow of wickets saw us 4 for 65 from 25 overs when rain came the first time. It was difficult to build partnerships and only four of the boys made double figures. BK and Mark Schaafsma ("Schaafs") put on 31 for the 2nd wicket and Steve Gasser ("Castro") and Marty put on 31 for the 6th wicket. Castro top scored with (24 not out) and hit the ball well, enduring a couple of the rain delays.

v Pennant Hills 63 and 110 lost to Pennant Hills 85 and 1 for 89

The word of the game was steal. Someone stole Mac Uni's ability with the bat and someone stole money and valuables from the Penno dressing room. Chris Savage made his Second Grade captaincy debut. Mac Uni won the toss at Roger Sheeran and batted on a good pitch. The Mac Uni bats came and went regularly and were dismissed at the stroke of tea. 35 dismal overs, sundries 20. MU lacked patience against accurate out-swing bowling. At tea Penno's jubilant mood quickly turned sour. While they were swindling our wickets, their dressing room had been the target of thieves who pocketed money and valuables worth over \$1,000. Our turnover of wickets may have saved us against theft. After tea Mac Uni showed excellent spirit and bowled superbly. A few chances were created in the first few overs by excellent bowling from Hale and Payne, only to be let down by sloppy and slippery fingers in the slips. Despite the disappointments, Mac Uni kept the intensity with the ball. Haley took two quick wickets, (2 for 26), however, Penno passed us 4 wickets down. A credit to Mac Uni that the last 7 wickets were contained and dismissed for 31 runs. Payne's second spell was miserly and produced 2 for 8 from 6 overs (2-23 from 15); Muhli (0-12) bowled without luck; Toy (2-5) had the ball ducking and weaving and finished the tail off quickly; and Chili (3-11) bowled a great line. On a good pitch, day one produced dreadful batting, 20 wickets, 148 runs (on a slowish outfield) and only two bats making double figures, Sav and the Penno opener with 43. We entered the second weekend with both teams looking for an outright result. We were 22 runs behind. Penno easily took us apart and grabbed maximum points. 10 Mac Uni players watched how we all could have played and applied our ability as we watched Kieran ("Kizza") Mahony (64) play a patient and stylish innings. Kizza was first to bat and was last dismissed in the Mac Uni innings. Penno took 22 overs to accrue 89 runs with one wicket down. Chili took our only wicket when the score was on 14.

v Lane Cove 61 and 1 for 56 lost to Lane Cove 214

Chris Anstiss ("Anstiss") made his debut for Second Grade. We won the toss and bowled on a Roger Sheeran deck that looked like it might help the bowlers (Jock agreed). Excellent line and length bowling had the visitors in a spot of bother. MJ was bowling unplayable leg-cutters and struck twice in his fourth over. Hat-trick ball... slightly off line. Chili took the next wicket. Then MJ struck twice more! Hat-trick ball number two... MJ was playing to the crowd (which just happened to be about 8 of his hockey mates)... The slow clapping started... MJ steamed in... All players were ready and anxious... The ball was quick ... and down leg side. Damn Lane Cove had sent in a leftie and messed up MJ's line. LC 5-30. From here LC dug in and Mac fielders let them off the hook with two chances in the air not taken. LC's 7th wicket put on 70. MJ took another (but didn't get a hat-trick of doubles), and Tunza (1-0) parachuted in and dismissed their top-scorer. All out 214... the final partnership of 40 from 8 overs took advantage of tiring bowlers. MJ the stand out, 24 overs (5-52), Chili (1-29) and Payne (2-65). Slimmo and Schaafs were solid for the first wicket, broken at 17, and then the rot then set in, only Sav making double figures. We limped to 49 overs and were asked to follow on. Their attack was ok at best. Some pride was recovered in the second dig... Slimmo (14), Schaafs (22 not out) and BK (13 not out) batted positively and kept the middle-order at bay.

v Roseville 2 for 78 drew with Roseville 9 dec 206

A 2nd grade performance representative of the team's abilities. A satisfying day's play, which included a 5-wicket haul from Haley. Mac Uni won the toss and decided to bowl on a deck that had a bit in it early. Haley and Budge were rewarded with 3 wickets to Hale by the 15th over (no one happier than Budge that Haley was picking up the wickets and his were being dropped). 3 for 54. Marty bowled an excellent line and length, 8 overs for only 23 (everyone else going for almost 4 an over). Giss was smashed around by the Rose's number 4, and then took the critical 'expensive' wicket. Enter Hale and Budge part II which saw another three Roseville wickets fall... Budge got one this time – a diving speccy from Sav at 1st slip. Muhli (2-43) cleaned up two tai- end wickets, including BK's catch. BK, oh how he danced... in circles to catch a fly ball at fine leg. Roseville declared after 50 overs... they must have read our scorebook over the last few weeks. The top-order, however, was great. BK (28 not out) and Marty (27) set about some great batting... Marty tearing it up until he was hit on his pads in front. Tunza (11 not out) took up where Marty left off. Sadly, our six-point opportunity was lost to the weather on day two. Draw number six.

v Auburn 167 defeated Auburn 108

The wooden-spooners for Second Grade 2003-04 did the job! Perhaps we snuck up on Auburn. The way we played on Saturday, perhaps we 'ballsed up' the rest of 2003-04. The Mona Park pitch was flat and almost grassless, while the outfield was a touch slow. Mac Uni won the toss and batted first. The top seven bats all scored double figures, while the fall of wicket column was a vertical replication of our batting line up. Marty and Schaafs opened and got us to 46 in the 14th over, when Marty departed for a top-score (30). Marty played some excellent shots, however on a slow outfield ran the life out of Schaafs because they couldn't hit the boundary. Schaafs (19), and BK (27) batted well. Sav (16) was out lbw... the Auburn bowler the only one appealing for a rap on a pad! Knocky (20) took the long handle. The lower order were dismissed chasing quick runs as we were running out of overs. And Chris Anstiss, although not out, kept his average at Mona Park at a healthy round 0. Haley (3-29) and Budge (0-18) opened and were bowling well on a flat deck, Auburn batting streakily but scoring runs. Marty and Giss (2-31) bowled well in tandem, restricting scoring and taking wickets. Marty was working magic at the crease, his line and length resulting in (4-18 from 7 overs). A tough school in secnds on this day... Marty dragged after a double wicket maiden... thanks Marts! Budge took the motivator role and made sure everyone was on top of the game. Tunza (1-8) popped the bowling parachute again to dismiss no 10. It was pleasing that everyone took their catching mitts to Auburn... including a left-handed, eyes wide shut, scorching grab from Tunza... followed by the more traditional Tunza catch, the man-boob bobble. A completely satisfying win for the team... including Tunza and Marty's first win in 2003-04 Shires. There were a few others happy that we won... patrons to Blueys, who never got to see 11 guys prance around Mac Uni's main oval *on a nudie*.



Celebrating Victory
Savage, Dorrell, Knock and Budge

2ND GRADE SHIRES STATISTICS 2003-04

BATTING AVERAGES

Batsman	Mat.	Inn.	N.O.	H.S.	Runs	Average	Catches
C. Savage	11	9	-	111	316	35.11	6
J. Breden	6	6	-	54	189	31.50	1
T. Dorrell	13	13	2	45	207	18.82	11
B. Kent	9	11	2	46	147	16.33	1
M. Payne	13	13	1	30	141	11.75	7

ALSO BATTED (Less than 100 Runs)

Batsman	Mat.	Inn.	N.O.	H.S.	Runs	Average	Catches
K. Mahony	4	4	1	64	79	26.33	1
D. Knock	4	3	-	30	57	19.00	1
R. McIntyre	2	2	1	14x	19	19.00	-
B. Taylor	6	5	2	52x	52	17.33	2
M. Schaafsma	4	5	1	22x	68	17.00	-
A. Slimmon	3	4	-	30	58	14.50	1
S. Gasser	3	3	1	24x	25	12.50	1
A. Hale	10	8	-	36	96	12.00	5
A. Gissing	11	8	-	35	80	10.00	2
S. O'Reilly	1	1	-	10	10	10.00	2
G. Scott	9	9	4	20x	49	9.80	11
D. Budge	3	2	-	9	16	8.00	-
S. Rose	5	4	-	17	30	7.50	1
C. Antiss	3	2	1	6	6	6.00	4
M. Sriravindrarajah	7	7	-	7	24	3.43	6
A. Chilvers	10	8	2	8	19	3.17	-
M. Lloyd	2	1	-	3	3	3.00	2
A. Gibson	3	2	2	6x	6	****	-
A. Thomas	1	-	-	-	-	-	1



(L-R) O'Reilly, Kent, Antiss, Dorrell and Knock

BOWLING AVERAGES

Bowler	Overs	Maidens	Runs	Wickets	10 in Mat.	5 in Inn.	Average
M. Payne	161	32	554	28	-	1	19.79
A. Chilvers	98	18	367	15	-	-	24.47
A. Hale	96.1	11	351	14	-	1	25.07

ALSO BOWLED (Less than 10 Wickets)

Bowler	Overs	Maidens	Runs	Wickets	10 in Mat.	5 in Inn.	Average
T. Dorrell	41	6	110	6	-	-	18.33
A. Gibson	50	11	150	8	-	1	18.75
B. Taylor	49	14	140	6	-	-	23.33
J. Breden	39	6	128	5	-	-	25.60
M. Sriravindrarah	37	6	141	4	-	-	35.25
D. Budge	27	4	74	2	-	-	37.00
A. Gissing	122	14	490	9	-	-	54.45
S. Gasser	29	3	137	1	-	-	137.00
M. Lloyd	2	-	10	-	-	-	*****



Knock about to take a catch; Anstiss, Budge and Schaafsma look on

2ND GRADE SHIRES 2003-04**BEST PERFORMANCES**

<i>Batting Average</i>	C. Savage	35.11
<i>Batting Aggregate</i>	C. Savage	316
<i>Highest Score</i>	C. Savage	111 v Burwood
<i>Bowling Average</i>	M. Payne	19.79
<i>Bowling Aggregate</i>	M. Payne	28
<i>Most Wickets in an Innings</i>	M. Payne	5/49 v Holroyd-Hills
	A. Hale	5/61 v Roseville
<i>Most Wickets in a Match</i>	M. Payne	5/49 v Holroyd-Hills
	A. Hale	5/61 v Roseville
<i>Wicket Keeping</i>	G. Scott	11 catches
<i>Centuries</i>	C. Savage	111 v Burwood
<i>Highest Team Score</i>	9/266 v Burwood	
<i>Lowest Team Score</i>	61 v Lane Cove	

RESULTS

<i>Played</i>	13
<i>Won Outright</i>	-
<i>Won 1st Innings</i>	1
<i>Drawn</i>	6
<i>Lost 1st Innings</i>	5
<i>Lost Outright</i>	1
<i>Position in Competition</i>	13th

TEAM STATISTICS**MACQUARIE****OPPONENTS**

<i>Runs Scored</i>	1903	2755
<i>Wickets Lost</i>	110	99
<i>Average per Wicket</i>	17.30	27.82

HIGHEST "2ND GRADE" SHIRES PARTNERSHIPS 2003-04

Wicket	Batsmen			Runs	Opponent	
1	J. Breden	43	M. Payne	14	58	Strathfield
2	J. Breden	54	B. Kent	46	60	Georges River
3	T. Dorrell	36	B. Kent	46	56	Georges River
4	C. Savage	111	T. Dorrell	45	53	Burwood
5	C. Savage	66	J. Breden	48	90	South Sydney
6	C. Savage	67	A. Hale	32	65	Southern Districts
7	A. Hale	36	B. Taylor	0	19	Strathfield
8	A. Hale	8	M. Payne	4x	17	Pennant Hills
9	C. Savage	111	B. Taylor	52x	105	Burwood
10	C. Anstiss	6	A. Gibson	6x	11	Lane Cove

CAPTAIN'S REPORT – 3RD GRADE SHIRES

Before getting to the many positives to come out of my first season as a captain at Macquarie, I want to express the frustration of my teammates at the appalling way our season came to an end. The decision by the Shires Sub-Committee to award the result of our semi-final protest to the team who was solely responsible for the condition of the pitch, and who was the only one to benefit from it being sabotaged still leaves me shaking my head and looking for something to kick. Only one team was disadvantaged by the mysterious happenings at St Luke's Oval, and for our protest to be dismissed was an extremely poor way for such a great season to end.

Now to the positives. Captaining this team packed with quality players was always going to be enjoyable, and certainly, we all had a lot of fun during the season. At almost any time, I could have turned the batting order upside down and the boys would have looked just as solid as our regular line-up (except perhaps for Gibbo!). The same applies to the bowling attack and deciding who should get the new ball... Brown (well, I was never going to get the new ball away from Brownie's hand), Gibson, Notaras, Edwards, Smith, Gracie, Gasser...

In terms of on-field results, the wet weather certainly prevented us on numerous occasions from showing our true strength. We had 6 wins, and only two losses for the year in a season where we had 7 frustrating draws (including the semi-final). Six of these draws were as a direct result of weather (or sabotage), where we were definitely the team in the stronger position. But we did get a chance to play some cricket on the odd weekend, with the highlights being the win against defending premiers South Sydney and the qualifying final victory against minor premiers Auburn. We were also undefeated against the premiers, Burwood.

Working through the squad regulars, there is no doubt that having a player of the quality and experience of Paul Notaras was a huge bonus for a first-time captain. His on field performances with bat and ball were terrific as is indicated with his batting average of 392 runs at 56. Nasty also provided me with tremendous on-field guidance over the season, and his worth to this club cannot be easily valued.

The find for the season was undoubtedly Alex Gibson, who had a tremendous first year of serious cricket. Gibbo justly deserved to pick up the inaugural Mahoney-Folkard Rookie of the Year award. Despite a few broken fingers, Gibbo was always a willing bowler, and his line, length and pace consistently worried the best batsmen in this competition. Gibbo will no doubt press for higher honours in the seasons to come.

Greg Brown-dodgy back and all- was consistent all season and never let his skipper down. Brownie's spell of bowling in the hour before stumps on day 1 and at the start of day 2 of the quarter-final all but took the opposition out of the game. Although under utilised with the bat all season, his knock in the same match helped us post what turned out to be a match-winning score.

As was the case with Brownie, Clyne Fernades, never got enough opportunities to shine with the bat, but he was justly rewarded as the leading Third Grade keeper for the season. When I first started playing with Clyney, he would always let out a painful groan as he crouched down to take the first ball of the innings. Now many years on, I discovered this season that this groan now extends to about half way through the second over!

Stephen Rose was a welcome addition to this team about a third of the way through the season. After a relatively lean start, he got better and better as the season progressed. With solid defence and the hardest pull shot in the club, Steve's performances in the qualifying and semi-finals were outstanding.

Andrew Slimmon had a strong start to the season, but fell away towards the end of the summer. Slimmo's season highlight was undoubtedly his superb innings in the match against South Sydney. But with a greater focus on his concentration (with bat and in the field), and fitness, he will be able to prove to himself and his teammates that he is capable of playing at the top level. Slimmo is still one of the youngest players at the club, and as his experience grows I have no doubt his on-field results will improve.

Ross McIntyre had a season of two distinct halves-a strong start with the bat, and not a lot of bowling, but in the run up to the finals, his bowling became a huge asset to the team, while his batting fell away. Rosco will be a valuable asset to Macquarie teams in the years to come as a number 5 or 6 who can bowl a lot of overs of quality leg-spin. However, Rosco needs to think a lot harder about how he approaches his batting, so he can find the right mixture of defence and attack against the better quality attacks. It also couldn't hurt to practice nagging his captain as well to ensure he gets to see more of the ball. Rosco's figures with the ball would have been a lot better had even 50% of the chances he created been taken.

Warrick Folkard always did the job with the ball when asked. Wick picked up the vital wicket in the qualifying final when it seemed Auburn might hang in for the draw, and he bowled the ball of the year against Lane Cove. But certainly, the highlight for me was his spell against South Sydney, where we were getting pummeled until Wick picked up their best batsmen, and then helped to knock over their top-order. His spell in this match helped propel us to a victory which definitely kick-started our season.

David Gracie had a stop-start kind of a season, with unavailability and a knee injury preventing him from seeing more action. In hindsight, Gracie was under-utilised with the bat, as was evident with his quality knocks in both the qualifying and semi finals. His hitting against Burwood in the semi was certainly one of the highlights of the season, while his innings against Auburn in the qualifying final enabled us to post a match winning score. I like the way David plays his cricket, and I can see him scoring a lot of runs in the seasons to come, while still picking up valuable wickets, knee willing.

Our most valuable and consistent performer all season was Craig Edwards. With both bat and ball, Edo would regularly put in a performance of quality when it was needed most. From his terrific innings of 96 at Lane Cove, which included the shot of the season (a cover drive for 6 over cover to the longest boundary), his invaluable 71 in the semi-final, along with his happy knack of making the breakthrough with the ball, Edo had a great season. Up against some high quality competition, Edo was the deserving winner of the Third Grade Most Valuable Player for the season.

And for David Smith-well, let's just say it was great having a captain who finally recognised his ability with the bat!!

There were a number of other players who also made valuable contributions to the Third Grade team throughout the season. Warren Montford was the bowler next in line, and always did the job asked of him without a whole lot of luck. Both Muhli and Mashood put in excellent individual performances, with Muhli's 6 to win the game against South Sydney, and Mashood's power-laden 71 not out to help us hold on for a draw against Burwood early in the season being particularly memorable. The club's youngest member, 16 year-old Jason Tabrett, made an impressive Third Grade debut with both the ball and attitude. With some hard work on his bowling, and some more experience, I have no doubt Jason will make strong contributions to Macquarie teams in the seasons to come.

Steve 'Castro' Gasser came back to Third Grade towards the end of the season, and due to a miscalculation, missed out on playing in the finals. But Castro's contribution in the lead-up matches played a large part in ensuring we made the top 6. Castro's enthusiasm in the field, along with his ability with both bat and ball were of the highest standard.

Finally, I would like to thank the skippers above and below me- the quadruplet who led Second Grade at various times during the season (Toy, Sav, Budgie and Tunza); and the always enthusiastic Mark Hughes who did such a sterling job with his Fourth Grade team.

Bring on season 2004-05!!

David Smith

Third Grade Captain



Gibson sends one down vs Auburn (Qualifying Final)

MATCH REPORTS

v Georges River 1 for 53 drew with Georges River 187

The pattern of our season kicked in early with week 2 of this match washed out. Stand in skipper Craig Edwards lost the toss and we were asked to bowl on a cold and windy day. Brown (3 for 25 off 14) did the early damage, while Notaras (3 for 40), coaxed into having a bowl by the captain...just for the fun of it, ended up bowling 14 overs straight- we couldn't get the ball off him once he started. New boy Gibson (4 for 41) went wicketless in his first spell, then came back to clean up the tail with some terrific bowling, taking four of the last five wickets - a very satisfactory haul in his first game for the club. We had 17 overs to bat, and Slimmon (14 not out) and Erskine (24) started well, with Ersko falling just before stumps with the score at 1 for 53. Rain week 2 meant what should have been an easy 6 points turned into the first of *many* frustrating draws.

v Burwood 8 for 209 drew with Burwood 7 for 327

This was a tough match for a new-look Macquarie team that had many of its regulars unavailable. On a great-looking Northern Oval pitch, Burwood won the toss and invited us to take the field. Brown and Gibson opened the attack; with Gibbo doing the hard work into the wind. It was Brown who made the early break-through, thanks to a great catch by Bradley behind the stumps. Brown went on to take the first 3 wickets to fall, to finish with (3 for 45) off 19 overs, straight. A terrific effort. At tea, honours were about even, with Burwood 3/122 off 40 overs, with another batsman retired hurt thanks to a Smith bumper, which crashed into their No. 5's forehead. The afternoon session didn't go quite according to plan. Some dropped catches and indifferent bowling saw Burwood dominate the final 40 overs. This was despite a great bowling spell from the old war-horse, Folkard (1 for 88 off 21 overs). Wick bowled 21 overs straight, had a couple of catches dropped and one absolutely plumb LBW not given. Gibson (3 for 74) came back well to take the last 3 wickets to fall. Burwood finished the day at 8/327, with them scoring at an average of 5 runs on over off the last 40 - an important lesson. Day 2 was always going to be a tough one, with only 8 fit players ready to play - Bradley had injured his back during the week and wouldn't be able to play at all; Gibson had a nasty virus, and only managed to crawl from his deathbed to join us just before tea; while Hook was only able to leave a suddenly scheduled compulsory University commitment after tea. Slimmon and Smith got things off to a solid start, before Slimmon (8) nailed a cut shot straight to point in the 14th over. Brown then joined Smith, and for the next 29 overs the pair blunted the Burwood attack. At tea, we were 1/69 (36 overs) - victory out of range, but with a good chance of picking up a draw. Once Brown (10) went a string of wickets followed to put the game in the balance at 5/134 with 25 overs remaining. Smith (72) was one of the wickets to fall, in an impressive innings that included 12 boundaries. With the game evenly poised, Mashood Bajwa and Wick almost took it completely out of Burwood's reach, batting for 13 overs, before Wick (10) lost his wicket. 12 overs to go, 3 wickets in hand (with Bradley absent injured). 4 more overs went by before another wicket fell- things were tight - 8 overs to go and 2 wickets in hand. However, Gus and Mashood saw us home - Gus (13) unfortunately out off the last ball of the day, after a gritty knock, to leave us at 8 (effectively 9) for 232, and the match drawn. The highlight of the day was undoubtedly the innings of Mashood. Not impeded by the tenseness of the situation, Mashood (71 not out) picked the right ball and hit hard in a terrific knock which included 11 fours and 2 sixes. Mashood produced a terrific innings under great pressure, and one that saw us save the game.

v Southern Districts 58 and 0 for 45 lost to Southern Districts 146 and 120

A poor performance against a pretty average outfit, and a result which constantly came back to haunt us during the season as we chased a finals' spot. With Smith away again, along with 5 other regulars, Fernandes took on the job of skippering this inexperienced team. Things went according to plan initially, dismissing Southern Districts for 146. Gibson (3 for 43) bowled well, but the pick was certainly Folkard, who bowled a terrific spell (3 for 17 off 11 overs). Day 2 saw us quietly confident with a good-looking batting deck. However, things fell apart pretty quickly and after 28 overs, we were back in the field after being dismissed for 58 - top score being sundries with 20. Eager to put in a stronger performance second time round, we showed some of our true potential and dismissed the opposition for 120. There was some great bowling by both Gibson (6 for 63 off 15.1 overs) and Montford (4 for 42 off 12). Now, let us never speak of this match again.

v South Sydney 2 for 181 defeated South Sydney 179

It was now time for this 3rd Grade team to stand up and get its first win for the season. Playing a one-day match against the reigning premiers and a team that hadn't lost for some 23 games, we won the toss and sent the opposition in - a decision vindicated as South Sydney raced to be 1/100 after only 13 overs! I was beginning to wonder how I was going to explain a score of 400+!! The South's opening batsmen swung hard at anything loose, or anything straight - in fact, they pretty much swung at everything, and got off to an absolute flier. It was time to turn to experience- Folkard and Gracie. Having his first game for the season, Gracie (3 for 55 off 10 overs) bowled a terrific spell to dismiss 3 of their top 4 batsmen. But the turning point definitely came when Folkard (1 for 25 off 10 overs) lured the South's top-scorer into smashing him behind square for a brutal boundary- so brutal in fact, he over-balanced and fell back onto his stumps - out hit wicket! A late arriving Brown (2/16 off 6) and Smith (2/22 off 9.1) then proceeded to wrap up the lower order. All out for 179 - a tremendous fightback, with South's losing their last 9 wickets for 78 runs. The run-chase was never going to be easy, but Slimmon and Smith got things off to a solid start, putting on 81 runs from 22 overs before Smith (48) lost concentration. Kent (14) then played some nice shots before hitting a catch to cover. At this stage, we were 2/121 after 34 overs - 59 runs still to get off 16 overs. South Sydney had tightened things up in the field considerably, and all of a sudden the runs seemed to disappear. There were some anxious faces on the sideline, but Muhli (31 not out), supported by Slimmo, had things under control. Muhli played some outstanding shots, as he went to work to put the game away - and finished it in style with a great flick off his pads for 6 in the 47th over. However, special mention must go to Slimmon (64 not out), who played a terrific knock to carry his bat. After a steady start, he accelerated nicely through his innings,

and played a wide variety of shots, with his sparkling on and straight drives being highlights. In the end, a great, confidence-building win for a team which was now just starting to hit its straps.



Slimmon and Gibson

v Lindfield 346 drew with Lindfield

Another match where MUCC were in the box seat, only to have rain on week 2 take away another great opportunity of picking up 6 points. With Edwards standing in for an absent Smith, we won the toss and had first use of a rock hard pitch. And cash in we did. After a solid start, the middle-order went to work on a scorching hot November. At tea, the score was 3/84 off 34 overs, but off the remaining 46 overs, we blasted the Lindfield attack all over the park at almost 6 an over. Notaras (58) was his usual brutal self, while Edwards (82) showed the touch that was to stay with him for most of the season. McIntyre (73) played his best innings for the club, and demonstrated the potential he has with the bat. At the end, Brown (40) and Robinson (24) hit the ball hard. Unfortunately, rain on day 2 of this match meant we were again frustrated with having to walk away with another draw.

v Holroyd-Hills 278 drew with Holroyd-Hills

The rain on week 2 was now beyond annoying. The pattern continued - a great week 1 performance by the Macquarie boys, only for the phone call on the Saturday of week 2 saying that rain had washed out play. On a lively looking pitch, we lost the toss and were sent in to bat. Both openers did a great job of weathering the early storm. With the pitch just starting to flatten out, Slimmon (24) was the first to go after a 66 run opening stand. Smith (45) went not long after as he was just starting to dominate. Useful contributions from Rose (38) and McIntyre (25) helped push the score along, but with 30 overs to go we were precariously placed at 6 for 151. And then the big guns came in. Notaras (64) and Edwards (49) were brutal as they pummeled the hapless Holroyd-Hills to all parts of the ground in a great late-innings revival. Notaras smashed 7 fours and 3 sixes, while Edwards hit 6 fours and 2 sixes to take away any initiative Holroyd-Hills may have held. The pair put on 118 valuable runs in 20 overs to put us back in control of the match. A flurry of late wickets saw us end the day at 278. As usual, rain on week 2 prevented any chance of picking up a much needed win. We were now sitting on only 6 points after one win, one loss and 4 draws from 6 rounds of cricket, and with a lot of work to do if we were to be any chance come finals' time.



McIntyre and Rose- 3rd Grade

v *Strathfield* 9 for 199 defeated *Strathfield* 123 and 8 for 95

Finally 2 consecutive weeks of cricket! With a month of cricket gone past without a bowl, we entered unfamiliar terrain when Strathfield elected to bat on another belter of a Northern Oval pitch. This was the match where crucial mistakes in the field were the only thing that prevented us launching a real attack on outright points- a problem that was to come back time and time again as the season went on. All of the bowlers stuck well to their task, with Notaras (3 for 16), Brown (3 for 56 off 21 overs) and Folkard (2 for 7) being the standouts. A couple of critical dropped catches meant Strathfield scrambled to 123 all out - probably around 50 runs more than we should have been chasing. With 31 overs to bat, we were half a chance of picking up first innings points week 1, but after an early collapse saw us falter at 4 for 57, and then the loss of Notaras (40) just before stumps saw us end the day at 5 for 83 with still plenty of work to do to grab the 6 points. Day 2 saw McIntyre (40) and Smith (18) take only 9 overs to overhaul the Strathfield total. McIntyre in particular was impressive with the bat, hitting the ball hard and straight to take away any glimmer Strathfield may have had. Once past the Strathfield total, we went in search of quick runs, with Edwards (14), Fernandes (28) returning to form, along with Brown (16 not out) demonstrating the depth of the batting line up. We were then able to declare with a lead of 76 runs and 51 overs left in the day. With Notaras (1 for 35) generating great pace, and Brown moving the ball both ways (1 for 21), we picked up a couple of early wickets. However, the introduction of Muhli (2 for 5), and Folkard (2 for 8) definitely brought us back into the match, and we had Strathfield struggling at 6/65 with some 20 overs remaining. However, a gritty 7th wicket partnership, and a couple of dropped catches held up our charge - and despite 2 late wickets to Smith (2 for 10), we ran out of time with Strathfield finishing 8 wickets down. A special mention to Edo who took 2 absolute classic catches - one at 1st slip where he fought off the keeper and another brilliant one-handed diving effort at point. Despite missing out on 10 points, it was nevertheless a solid victory for the 3rd grade boys.

v *Epping* 6 for 301 drew with *Epping*

There was now serious talk of a 3rd grade jinx - whenever we scored 300 or more on the first day of the match, we were invariably washed out week 2. Such was the case in the local derby against Epping. Looking at the pitch, with plenty of cracks but a good even grass cover, I was able to absorb the comments and opinions from the 6 former Macquarie University captains in the team (Nasty, Edo, Brown, Wick, Clyney, Schaafs). I now know what it would be like to captain a Pakistani team! Winning the toss, I elected to bat, and the decision was vindicated with a terrific opening partnership between Smith and Rose of 132 (38 overs). Rose (39) played some typical hard-hitting shots before being the first to go, just before tea. Smith (81) then went after the break after his best innings for the club which included 8 fours and 2 sixes. Notaras (69) then came to the crease, and he and Schaafsma consolidated well, putting on another 50 run partnership before Schaafsma (8) went to one that kept low. Edwards (51) and Notaras then kept the ball rolling, both playing some terrific shots-the highlight being a flick off the pads by Nasty over square leg for 6. Notaras, seemingly not able to get a score above 70 this year, lost his wicket after a solid 61 partnership, and Edo then went not long after for his usual half-century. Mashood (24) bashed a few around at the end, including a great straight 6 into the wind, and when stumps were called, we were in the very strong position of 6/301. An unprepared pitch following a few days of rain late in the week meant day 2 was washed out - again!

v Warringah 5 for 183 defeated Warringah 181

A solid win despite chasing probably 50 more than we would have liked. To be fair to the guys, we were now well into late January, and due to weather, had only spent minimal time in the field, so we were all pretty rusty. Winning the toss in humid conditions and with a softish pitch that would undoubtedly get better as the day went on, I had no hesitation in sending them in. With Brown (3 for 26) moving the ball both ways from one end, and Nasty (3 for 31) bowling at terrific pace from the other, Warringah were never allowed to settle, and after 19 overs they were on the ropes at 5 for 58. Gracie (1/24) then chipped in with the 6th wicket, and it was looking like Warringah might struggle to make 100 with the score 6 for 62. But, just when a lift in intensity was required, we drifted a bit, and allowed the opposition to put together a couple of good partnerships. However, thanks to Edwards' best spell of bowling this year (2/34) we finally put Warringah away-all out 181. The catching was of a marked improvement over recent weeks, with Edwards snaring 2 good ones at slip, and Fernandes working hard behind the stumps to take 3. But 23 wides, some patchy fielding and periods where we were content to let things just drift along were disappointing for a team which set itself high standards. With storm clouds brewing, and a sky show to match any new years fireworks display, it was important we got off to a strong start and kept up with the required run-rate. After losing an early wicket, Smith (33) and Rose (15) consolidated well, taking the score to 52 off 10 overs before Rose was unluckily caught at gully - the fieldsman not seeing the ball until it hit him in the chest. With Smith going shortly after, and then McIntyre (13), who looked good before falling, we were in a precarious position of 4/84 off 20 overs. But as they did a number of times this season, Notaras and Edwards (19) then consolidated well, keeping the scoreboard ticking over with well-run 1s and 2s, and the odd boundary to keep us ahead of the run-rate in stormy and dark conditions. The pair put on 56 valuable runs before Edo lost his wicket, leaving us at 5/140 off 35 overs. 42 runs to get off 15 overs with 5 wickets in hand - an awkward little total with Warringah lifting in the field. However, the new man in, Fernandes (26 not out), had other ideas, and proceeded to hit the ball well in an innings which included 5 boundaries, to help get us home for our 3rd win of the season. Notaras (51 not out) once again was the star with the bat, finishing the run chase with a boundary, which also saw him bring up his 4th half-century for the season.

v Pennant Hills 6 for 302 defeated Pennant Hills 205

Another impressive performance with the bat by the 3rd Grade. Winning the toss, we elected to bat on a pretty hard but well grassed wicket. Slimmon (17) and Smith (24) again got things off to a solid start, seeing off the new ball before Slimmo played at one he should have left. Smith went not long after, and at 2/68, we were looking for a solid partnership, which Rose and Notaras (33) delivered. Hitting the ball hard through-and over-the field, they took the total to 151 when Nasty edged one behind. Rose and McIntyre continued to build the score, until Rose (73) got a good one and went for his best innings of the season. Rose had been unlucky in recent weeks, but certainly delivered with a most impressive innings. With the message going out to the batsmen to 'put the foot down', the final 10 overs saw us add 76 valuable runs. McIntyre (33) built his innings nicely before being run-out. Edwards (41) also lost his wicket in the chase for quick runs, but not before he played another beautiful innings, which included a sweetly timed 6 into the crowd at mid-wicket. Gasser (20 not out) and Fernandes (24 not out) finished things off nicely with some big hitting and well-run singles, to allow us to declare and have 7 overs at the tiring Pennant Hills line-up. Although we didn't make the opposition play enough during our brief spell, we did pick up an early wicket when Brown (1 for 34) found the edge and Smith took a good, low down catch at 3rd slip. Pennant Hills 1-13 at stumps. For once, we were able to avoid any day 2 rain when a hot day and a very flat pitch greeted us. In a poor 90 minutes of cricket, when some early wickets could have really put some pressure on the Pennant Hills middle-order, some poor bowling and even poorer fielding allowed Pennant Hills to make a solid start, taking the score to 74 before the

introduction of Edwards (2 for 28) started to turn things around for us. He quickly picked up 2 wickets and all of a sudden it was 3/84 and things were slowly getting back on track. However, some aggressive batting from Pennant Hills again tilted the game in their favour until Folkard (3 for 24) got rid of their top-scorer just before the break. At tea the score was 4/150- 154 required off 45 overs-honours about even. McIntyre (2 for 50), who went for a few just before tea, continued after the break, quickly snaring 2 valuable wickets to put us on top. Folkard continued a fine spell of off-spin, and was well supported by Gasser (2 for 8) as they mopped up the tail nicely. Pennant Hills all out for 205, losing 5 for 55 after tea. While still below our best, it was a pretty convincing 102 run win.

v Lane Cove 282 defeated Lane Cove 189

With each game now virtually a must-win to ensure a finals' spot, we faced the well-credentialed Lane Cove team and welcomed 16-year-old debutant Jason Tabrett to the team. On the small Longueville Oval, we were surprised to be invited to bat when Lane Cove won the toss on a slow-looking but reasonably hard pitch. The Lane Cove decision seemed to have been vindicated when the Mac Uni top order failed-we were in big trouble at 3-33 after 16 overs with Smith, Rose and McIntyre all back in the pavilion. David Gracie, promoted to opener, and Edwards, then began to right the ship, putting on 43 before Gracie fell for a well compiled (33). This saw Gasser join Edo at the crease, with a strong partnership required to get Macquarie back into the game. With a combination of hitting the ball hard over the top, and taking the quick singles, the pair added 110 in 22 overs, before Edo (96), in sight of his century, mis-hit a full toss to be caught in front of the mid-wicket boundary for (96). From the committee's point of view, a good result (one less pewter to buy), but if ever a man deserved a 100, it was Edo. Earlier in the week, Edo had confided in me that with a number of key players out, he was primed to make a big score. With 8 fours and 6 sixes - including one massive cover drive for 6 to the longest boundary on the ground, Edo hit the ball with great power, waiting until the ball was in his zone (or maybe just fairly close to his zone....) before launching his bat at it. With the fall of Edo, Gasser (69) took up the challenge, and played his best innings for the year, before being dismissed. The loss of another quick wicket (8/233) saw the two veterans-Folkard and Brown-together at the crease with a big job to do. With over 550 games for the club between them, the pair started steadily enough, and then accelerated nicely through their innings. The pair added a valuable 46 runs for the ninth wicket, with Brown (19) and Folkard, (28) last man out. Day 2 saw us walk away with a win in what must rate as our worst fielding performance for some time. Usually, creating 20+ chances in a day of cricket means that an outright win is on the cards. Unfortunately for us, creating so many chances was necessary to take 10 wickets and walk away with a hard fought victory. Without exception, all of the bowlers bowled an outstanding line and length all day. Rarely was a loose ball bowled, and the Lane Cove batsmen could only look to accelerate their scoring rate by taking risks. Gasser (1 for 17) started things nicely with the ball, picking up an early wicket. Lane Cove, then dug in and we picked up a few wickets before the introduction of leg-spin swung the game around. McIntyre (4 for 54 off 17) bowled his best spell of the season, hitting a very consistent line and length, and getting a good amount of turn. If our fielding had been better, I have no doubt he would have picked up 6 or 7 wickets. With off-spin introduced at the other end, Folkard (3 for 13 off 7), who hit the spot straight away, and without doubt bowled the ball of the season-an off-spinner that drifted nicely towards slip, before hitting the pitch and fizzing back between bat and pad to hit the top of middle stump. We were able to dismiss the Lane for 187 - a good performance let down by a substandard fielding effort.

v Roseville drew with Roseville 7 for 260

Another rain marred game with week 2 washed out after only a handful of overs. However, if the catching effort the previous week was poor, then this one was diabolical. I don't think any of us have ever experienced a day quite like this one. Electing to bowl after winning the toss with a bit of juice in the pitch, the bowlers worked hard to create chances, but like something from the *Keystone Cops*, we kept on dropping them and dropping them, over after over. When you hear someone say, 'we dropped 15 chances' you think they were exaggerating, but 15 distinct chances were put down during an afternoon of cricket that seemed a lot, lot, longer than 5 hours. For the most part, Roseville found scoring very hard all day-except for one batsman who pulverized our bowling for a hard-hitting century that felt like it come up in about 60 or 70 balls. Of the bowlers, Gibson (2 for 18 off 14 overs) bowled tight all day. One of the few highlights of the day was the bowling of Ross McIntyre. McIntyre (3 for 64 off 16 consecutive overs) continued his recent good form, bowling a terrific long spell, which included the vital wicket of the Roseville century-maker. Again, Rosco could easily have finished with 5 or 6 wickets for the day if we'd held our chances. Day 2 started with Roseville batting on with rain falling, and although Gibson picked up an early wicket, the rain got heavier and heavier and with only 5 overs bowled, play was called off. Yet another frustrating draw!

v Auburn 144 lost to Auburn 201

For the first time since round 3, the 3rd Grade team lost a cricket match. Competition leaders Auburn won the toss and elected to bat on a pitch with a fair bit of life. Some early solid bowling by Gibson (2 for 23 off 10) and Brown (1 for 31 off 10) had Auburn in trouble at 2/14 off 10 overs. However, as we did a couple of times during the Auburn innings, we dropped our intensity for key periods of play and we put down some chances which were to prove costly. Auburn began a mini-recovery, but some good bowling by Smith (2 for 19 off 6) and an unlucky Gracie (1 for 39 off 10) saw Macquarie get back on top with Auburn 5/72 after 26 overs. But once again, we went to sleep for what proved to be a critical period of the game, and let the Auburn batsmen off the hook with some more lapses in the field- an all too familiar pattern for this Macquarie team. Some big hitting and an extremely poor run-out decision saw Auburn reach 5/137 after 37 overs. However, after the next drinks break, Edwards (3 for 35) bought us right back into contention with Auburn 8/140 and a real chance of being dismissed for 150. But some aggression and determination by the Auburn lower-order put us on the back foot. Auburn were eventually bowled out for 201 in the 49th over, about 60 runs more than they should have got had we been on top of our game. Rose was the standout in the field taking 3 good catches and a direct hit for a run-out, a great example for the rest of us to follow. For the first time this year, our batting crumbled against some real aggression from Auburn. With only one quality fast bowler in the Auburn line-up, our top-order fell apart pretty meekly to leave us 3/9 after 9 overs. Edwards (26) and Rose (27) both got solid starts, as did Gasser (37), to give us a glimmer at various stages during the run-chase, but our poor start was too much to overcome, and we were dismissed for 144, to go down by 57 runs. A disappointing effort, but one we knew we could improve on with Auburn again our opposition the following week for the qualifying final.

Qualifying Final

v Auburn 194 defeated Auburn 97

A fantastic result from a team who seem to have put aside some recent disappointing performances to lift when it really counted. As we had finished 6th, we were up against the Minor Premiers and the team which had beaten us 7 days before- Auburn. Playing at their home ground, and only needing a draw to go through to the semi-final, I lost the toss and was a little surprised to be sent in on a hard, grassless wicket. However, the decision was vindicated when Auburn claimed 2 early wickets to have us in trouble at 2/15. Then the first of our recoveries started, with Rose and Notaras picking up the pace of the pitch well and putting together a great little partnership. At lunch, honours were probably slightly in our favour, with the score at 2/92 off 32 overs. However, after the break, we were quickly put on the back foot by some solid Auburn bowling and some disappointing batting. From 2/92, Auburn had us reeling at 7/129. Rose went not long after lunch for a determined (30). Then a steady procession started, which included Notaras (63)- another quality knock from this batsmen who seems to have some phobia about scoring above 70....5 fifties, but no score above 69 this season. With the team in trouble, we were looking for our lower order to put a bit of respectability into our score- and that's exactly what Gracie and Brown did. Both displaying a great deal of patience, and with a little luck, they were able to defend well and wait for the loose ball to come along before dispatching it. The pair took our score to 192 before Gracie (49) fell after a terrific innings- an intelligent knock just when it was really needed. Not long after, Brown (21) lost his wicket after making an invaluable contribution. We were soon all out for 194- not a bad recovery from 7/129, but still a long way short of what we thought would be a solid target for Auburn. But we now at least had a reasonable total to bowl to. We now had a nasty 40 minutes or so to bowl to the confident Auburn top-order. The last 15 overs of day 1 certainly proved to be extremely nasty for Auburn as Gibson and Brown both picked up 2 wickets each to leave Auburn reeling at stumps to be 4 for 24. Our aggressive attitude on the field definitely put Auburn off their game and demonstrated our determination to win this game. Gibbo and Brownie both bowled wonderful opening spells- while Brownie also grabbed a great catch at slip. After an altercation on the field following the fall of Auburn's 4th wicket, we left the ground a little apprehensively, looking at the entire Auburn team who had gathered close to the gate. Then Clyney said 'let's go off through the gate' and with heads held high- and probably a little concerned for our safety- we pushed through the gate, passed the opposition and into the sheds. Certainly, one of the moments of the season! We left the wilds of Auburn on Saturday evening with the game very much in our control. Under overcast skies, day 2 started as day 1 finished. Gibson and Brown continued with the ball, with Brownie picking up an early wicket thanks to a good catch by Notaras at short-cover- Auburn were in all sorts of trouble at 5 for 24. From this position, Auburn apparently decided 194 was too far away for them to chase, and so dug in for grim life, hoping to hold on for a draw- with 92 overs left to bat in the day. For the next few hours, Auburn were content to dead bat everything we threw at them. The bowling was of a high quality, as was the fielding, but we were unable to grab another wicket before lunch. At the break, Auburn were 5 for 64 (48 overs).... with rain not too far off. After lunch, Folkard was bought into the attack and soon got one to kick, find the edge, and Brown held another catch at slip. We were back on track with Auburn 6 for 76 and still 58 overs left in the day. And then the heavens opened up. We continued bowling through it for a few overs, but with it getting heavier and heavier- and the ball now resembling a piece of soap- we made our way to the dressing sheds thinking perhaps our day (and season) was over and we wouldn't have another crack at the Auburn lower order. But after an hour or so, the rain stopped, the covers (eventually) were pulled off, and thankfully a dry pitch emerged from underneath. An early tea break was then taken, but it was definitely game on. With dark clouds still hanging around, and a water affected ball, we thought our best chances of victory would be to keep things tight until the second new ball came due, and then we'd have about 15 overs to try and blast them out. However, things ended much, much quicker

than that. In the first over after the break, the Auburn no 6 who had been batting since the previous evening nicked one off Smith for Fernandes to take a good catch behind the wicket. 7 for 94. In his next over, Smith then got one to sneak back between bat and pad to send middle stump cartwheeling. 8 for 95. Then, in the following over, Smith found the edge again for Fernandes to take a great one handed diving catch in front of 1st slip (9 for 97). Next ball, he then grabbed a ball driven back above his head for a caught and bowled- Auburn all out for 97, giving us victory by 97 runs. Smith 4 for 0 off 11 balls after the break. All of the bowlers contributed magnificently during the day, and were backed up by a tremendous all-round fielding effort- not one catch dropped! Brown (3 for 16 off 16), and Gibson (2 for 21 off 15) both destroyed the Auburn top order, while Edwards (0 for 4 off 5) and Notaras (0 for 7 off 8) kept things tight during different periods of the match. The spinners, in extremely difficult conditions, bowled well - Folkard (1 for 7 off 7) breaking the annoying 6th wicket partnership and getting us back into the match, while McIntyre bowled well until the wet ball made his leggies all but impossible to land (0 for 31 off 9). And then to finish off the match, Smith came in and grabbed (4/1) off 5.3 overs.



The start of the Auburn collapse (Qualifying Final)

Semi-Final

v Burwood 8 for 269 drew with Burwood 7 for 164

Season 2003/04 came to a very premature and disappointing end for this great Macquarie University team. I won't dwell too much on the non-cricket activities of our 3rd grade semi-final, except to explain:

1. The team arrives for day 2 at 9am - match pitch and area off the square is covered by water. Parties unknown overnight had turned on sprinklers. The match pitch also seemed to have been deliberately hosed
2. The match eventually starts at 2.15 on a rock hard pitch. The match was now reduced to 48 overs (from 96)
3. The match ends in a draw. MUCC protest the result, essentially claiming Burwood, as home team, was responsible for ensuring the security of the ground and condition of the pitch, and that they gained an unfair advantage.
4. Our protest was dismissed, although it was admitted that we were the only team disadvantaged by the act of vandalism. As the lower placed team, MUCC miss out on a finals' spot.

Back to the match. Winning the toss, I was more than happy to bat on the hard and grassless St Lukes' wicket. Against a strong bowling line-up, Smith and Rose consolidated after the early loss of Slimmon (1 for 0), taking the score to 69 before Smith (36) lost concentration and was stumped. Notaras and Rose took us safely to lunch, with MUCC in a solid position of 2/90 off 31 overs on a very slow outfield. The early loss of Notaras (14) after the break brought back memories of our collapse the previous week, but Edwards and Rose batted very well and put on a great 50 run partnership before Rose went for a very well made 47. However, when McIntyre (0) and Fernandes (4) went soon after to leave us at 6/167, the game was firmly in the balance. Tea was taken with MUCC 6/173. For the final session, MUCC played some of its best cricket for the year. Edwards (71) continued his great work before he was very unluckily out lbw - a terrific knock which definitely turned the game back our way. At 7/201, we were still well short of a competitive target, but Gracie, for the second week in a row, played a great innings, which included some powerful drives and glances, along with a couple of great slog-sweeps for 6. Supported by Brown (12) and Folkard (5 not out), Gracie (56 not out) took us to 269 before we declared. With 4 overs to bowl on day 1, Brown picked up a vital early wicket to have Burwood 1/10 at stumps.



3rd Grade MVP- Craig Edwards, on his way to 71 vs Burwood

Day 2, and we arrived at the ground to see water everywhere, and at one stage, it looked as though no play would be possible. However, once the Burwood groundsman got the pitch into identical shape as the day before, he allowed the game to start, with 48 overs only to be bowled. Against (statistically at least) the best batting line-up in the comp, MUCC made a real mess of them. All of the bowlers did a terrific job, and were well backed up by a strong fielding effort. Brown (3 for 39) and Notaras (2 for 29) were the pick, while Smith (1 for 26) and McIntyre (1 for 10) also grabbed valuable wickets. However, when stumps were called, Burwood were on the ropes at 7/164. Another 10 overs and I strongly believe it would have been game over. So, it was then off the Cricket Association for the protest on Tuesday night, which unbelievably didn't go our way. What an extremely disappointing way to end my most enjoyable season of cricket with this club. There's not much else to say except that my 10 teammates know we were the best team in 3rd grade this season, without a doubt.



Notaras and Rose head out vs Burwood (Semi Final)

3RD GRADE SHIRES STATISTICS 2003-04**BATTING AVERAGES**

Batsman	Mat.	Inn.	N.O.	H.S.	Runs	Average	Catches
S. Gasser	4	3	1	69	126	63.00	4
P. Notaras	10	8	1	69	392	56.00	4
C. Edwards	12	10	-	96	449	44.90	4
D. Smith	12	11	-	81	369	33.55	7
S. Rose	10	9	-	73	286	31.78	4
D. Gracie	9	7	2	56x	158	31.60	1
G. Brown	13	7	2	40x	122	24.40	5
A. Slimmon	12	12	3	64x	180	20.00	3
R. McIntyre	13	11	-	73	210	19.09	6
C. Fernandes	12	10	3	28	114	16.29	21+2stp.

ALSO BATTED (Less than 100 Runs)

Batsman	Mat.	Inn.	N.O.	H.S.	Runs	Average	Catches
M. Bajwa	2	2	1	71x	95	95.00	-
M. Sriravindrarajah	2	2	1	31x	31	31.00	1
P. Erskine	3	4	1	24	54	18.00	1
A. Robinson	2	2	-	24	26	13.00	-
C. Hook	2	1	-	13	13	13.00	1
W. Folkard	15	10	5	28	59	11.80	4
B. Kent	3	3	-	17	31	10.33	-
M. Lloyd	1	1	-	9	9	9.00	-
M. Schaafsma	1	1	-	8	8	8.00	-
S. Dimer	1	1	-	4	4	4.00	-
F. Mohamed Ali	1	1	-	3	3	3.00	1
E. Aphaiwongse	2	2	-	4	4	2.00	1
A. Gibson	9	3	1	3x	4	2.00	-
P. Chew	1	1	-	2	2	2.00	-
A. Lulka	1	1	-	1	1	1.00	-
C. Finnemore	1	1	-	1	1	1.00	-
W. Montford	5	2	1	0x	0	0.00	-
J. Tabrett	1	1	1	1x	1	****	-
B. Bradley	2	-	-	-	-	-	4
A. Chilvers	1	-	-	-	-	-	1
S. O'Reilly	1	-	-	-	-	-	-
O. Khan Niazi	1	-	-	-	-	-	-

BOWLING AVERAGES

Bowler	Overs	Maidens	Runs	Wickets	10 in Match	5 in Inn.	Average
D. Smith	68	13	165	12	-	-	13.75
G. Brown	142	43	340	24	-	-	14.17
A. Gibson	129.1	29	371	24	-	1	15.46
P. Notaras	88.3	27	208	12	-	-	17.33
W. Folkard	118	24	362	17	-	-	21.29
R. McIntyre	77	15	294	11	-	-	26.73

ALSO BOWLED (Less than 10 Wickets)

Bowler	Overs	Maidens	Runs	Wickets	10 in Match	5 in Inn.	Average
M. Sriravindrarajah	5	2	5	2	-	-	2.50
S. Gasser	23	5	54	3	-	-	18.00
F. Mohamed Ali	6	1	22	1	-	-	22.00
C. Finnermore	9	1	22	1	-	-	22.00
C. Edwards	53	10	200	9	-	-	22.22
W. Montford	26	3	112	5	-	-	22.40
D. Gracie	28	4	124	5	-	-	24.80
A. Chilvers	8	2	18	-	-	-	*****
J. Tabrett	6	1	15	-	-	-	*****
O. Khan Niazi	10	3	31	-	-	-	*****
C. Hook	2	-	20	-	-	-	*****



Smith sends one down

3RD GRADE SHIRES 2003-04**BEST PERFORMANCES**

<i>Batting Average</i>	S. Gasser	63.00
<i>Batting Aggregate</i>	C. Edwards	449
<i>Highest Score</i>	C. Edwards	96 v Lane Cove
<i>Bowling Average</i>	D. Smith	13.75
<i>Bowling Aggregate</i>	G. Brown	24
	A. Gibson	24
<i>Most Wickets in an Innings</i>	A. Gibson	6/63 v Southern Districts
<i>Most Wickets in a Match</i>	A. Gibson	9/106 v Southern Districts
<i>Wicket Keeping</i>	C. Fernandes	21 catches + 2 stumpings
<i>Centuries</i>	-	
<i>Highest Team Score</i>	346 v Lindfield	
<i>Lowest Team Score</i>	58 v Southern Districts	

RESULTS

<i>Played</i>	15
<i>Won Outright</i>	-
<i>Won 1st Innings</i>	6
<i>Drawn</i>	7
<i>Lost 1st Innings</i>	2
<i>Lost Outright</i>	-
<i>Position in Competition</i>	6 th

TEAM STATISTICS**MACQUARIE****OPPONENTS**

<i>Runs Scored</i>	3067	2472
<i>Wickets Lost</i>	104	129
<i>Average per Wicket</i>	29.49	19.16

HIGHEST 3RD GRADE SHIRES PARTNERSHIPS 2003-04

Wicket	Batsmen			Runs	Opponent	
1	D. Smith	81	S. Rose	39	132	Epping
2	D. Smith	72	G. Brown	10	53	Burwood
3	S. Rose	30	P. Notaras	63	84	Auburn
4	P. Notaras	69	C. Edwards	51	61	Epping
5	C. Edwards	82	R. McIntyre	73	112	Lindfield
6	P. Notaras	51x	C. Fernandes	26x	43x	Warringah
7	P. Notaras	65	C. Edwards	49	118	Holroyd-Hills
8	D. Gracie	49	G. Brown	21	63	Auburn
9	G. Brown	19	W. Folkard	28	46	Lane Cove
10	G. Brown	14x	W. Folkard	3x	7x	Strathfield

CAPTAIN'S REPORT – 4TH GRADE SHIRES

Fourth Grade had both an enjoyable and successful season, making the quarter finals for the first time in six seasons. After failing to reach full potential for a number of seasons, our side took advantage of the quality players who played both regularly and occasionally to challenge strongly for the title, only to fall victim to Burwood's inept covers during the finals.

We played with a consistency lacking from seasons past, winning matches against sides we were expected to win against and challenging strongly against the top teams in the competition. Had we finished with one further win, we would have secured a home final. It is worth noting that while the majority of players in our club continue to play 10 games or less in a season this will continue to haunt our lower grades, where unavailability hurts most, and even affected Third Grade with a loss to Southern Districts costing them dearly, and our season may have finished in different circumstances in both third and fourth grade had we all hands on deck more regularly during the year.

We were slow starters with no points after two rounds, with poor availability against Burwood costing us in a narrow loss, however momentum was quickly gathered securing 22 points before Christmas, despite a loss to Strathfield when we had a batting collapse. Fortunately we learned our lesson from that match and powered after Christmas, winning another four matches and suffering only one loss against Warringah, once again on an occasion where the club was under strength.

Our best wins of the season were against top six sides, and we were the only side to defeat premiers South Sydney, showing just how good we could be on our day. We were also well on top in games which finished as wash outs on day two of matches, and with a little more luck with the weather we could easily have finished with a further 22 competition points to add to our 46 secured during the year. Our match against finalists Auburn was also a highlight where we secured our finals' spot and played some of our best cricket all season in putting a finals' side to the sword leading into our appearance in the finals.

Despite the pressure we placed on ourselves to perform and make finals, we also enjoyed our cricket immensely, and the spirit within the side and the way we played the game was amongst the best I have been associated with in my time at the club. Fourth Grade did not sledge the opposition during the course of the season, sending our vocal energies into encouraging our side instead of putting off our opposition. We enjoyed having a bit of fun at our own expense instead, and had a lot of fun during the year.

Our batting showed greater consistency and improvement across the board this year. Paul Chew, Edward Aphaiwongse, who has matured as a cricketer after his stint in grade, Mark Hughes and Graham Lego (when available) gave the side the solid foundations for our strong middle-order to score competitive totals and chase down targets. Ashley Robinson was given free reign amongst our top-order to play his shots and gave us some impetus after some solid foundations.

Our middle-order was amongst the strongest in the competition with Mashood Bajwa, Paul McInnes and Shane O'Connor able to put sides away in the latter overs of matches, often at much quicker than a run-a-ball pace. Paul McInnes had a tremendous season with the bat scoring 332 runs at 36.89 at better than a run-a-ball and has developed into an invaluable all-rounder. Wayne Travers and Adrian Lulka were reliable when called upon to contribute with the bat, which was not as frequent as

in seasons past. Our bowling continued to be the area in which we won and set up most of our matches again this season. We had tremendous depth in our bowling all year, and generally had seven players in our side we could call upon. Most players did not get to fulfill their full potential due to the number of options we had to take wickets. Wayne Travers (25 wickets at 14.88) took advantage of a purple patch before Christmas to finish equal leading wicket-taker with Jason Ford (25 at 12.64), who has never bowled better for the club, whilst also being economical, conceding only 2.24 per over, a tremendous effort for a leg-spinner.

Adrian Lulka continued his good form at this level, while Paul McInnes, Warren Montford, Shane O'Connor and Dan Chandler bowled with pace and some unplayable spells to demoralise our opponents and turn a match. Mashood Bajwa, when thrown the ball, often chimed in with a crucial wicket.

Our fielding was top-class and there were no games where poor fielding cost us victory. Ash Robinson set the standard behind the stumps for the rest of our fieldsmen. Paul Chew took some great grabs in the gully, Wayne Travers did well in the slips, while Shane O'Connor, Paul McInnes, Warren Montford and Daniel Chandler took some great grabs in front of the wicket. Faizal Ali showed tremendous enthusiasm in the field and lifted the standard of the team when he played in our grade.

We were also well served by guest appearances from our higher-grade players when they made an appearance in Fourth Grade this season. Brett Kent, David Knock, Mulihan Sriravindrarajah, Brendan Rounds and David Gracie all contributed when given a game in Fourth Grade and their assistance was appreciated.

We were also fortunate to have quality players in the Metro Shield team this season, which will serve the club well for the future. Newcomers Faizal Ali, Jason Tabrett, Chris Anstiss, Michael Cooke, Clay Finnemore looked very promising when they got a game for us and along with a host of others look certain to press for more permanent places in Shires next season, which bodes well for the future of the club. There were many people who made Fourth Grade a pleasure to captain this year. Thanks to Paul Chapman who side suffered when availabilities were poor, and to David Smith in his role of captain in the grade above, for allowing Fourth Grade great continuity with selections when teams were stretched for players.

The committee's support throughout the season goes without saying, and once again made both my job, and our team's, an easier one with their diligence and dedication.

Mashood Bajwa, who made such an impact when he settled into our side in the second half of the season, won the team's MVP. Whilst only playing seven games for us, his 298 runs at 49.67 and 12 wickets at 11.58 along with some excellent fielding saw him edge out Paul McInnes for the award, which was voted by the players over the course of the season. Special mention should also go to Jason Ford and Wayne Travers who were not too far behind, both lacking opportunity at times to impress their peers, such was our season.

Mark Hughes

Fourth Grade Captain

MATCH REPORTS

v Georges River 236 drew Georges River 1 for 63

A positive start to the season where we scored our runs quickly on day one on the lightning fast Northern oval and had twenty overs at our opposition before stumps. Day two was a wash out against a side that ended up finishing the season wooden spooners without a win, which was costly to us in terms of finishing position on the ladder. We recovered from 3 for 23 thanks to a dashing innings from Ashley Robinson (89) batting at first drop, ably supported by the steady Graham Lego (34) with an after tea cameo innings from Paul McInnes (56). Club debutant Faizal Ali (1/18) showed encouraging signs with the ball and in the field during our short stint at the opposition.

v Burwood 170 and 7 for 73 lost to Burwood 186

We were confronted with a difficult match away at St.Luke's against a traditionally strong side and our club was well below strength for this game. Edward Aphaiwongse (14) and Jasan Huang (17) provided a solid platform and this was continued with steady contributions from our top order, with Daniel Chandler (26) batting in his best form. Unfortunately no one could go on with the start and from 7 for 109 Wayne Travers (52 not out) did well with the lower order to get us to a defendable total. Burwood collapsed against our tight bowling and excellent fielding, but allowing their top order to get to 1 for 130 before this occurred resulted in them passing our score with their last pair at the crease. Travers (4/33) and Warren Montford (4/38) did the damage with the ball in excellent spells of accurate bowling. We elected to take some batting practice at the end of the second day that was unimpressive, struggling to stumps with poor application against a fired up opposition.

v Southern Districts 4 (dec) 82 defeated Southern Districts 21 and 59

We won this match outright on the northern oval in just 46 overs by an innings and 3 runs, punctuated by an early finish to day one due to a storm. The Bulls struggled to get eleven players to the ground for most periods of the match, and we capitalised on their misfortune. Adrian Lulka (3/10) and McInnes (2/10) did the damage with the ball in the first innings, with Travers (3/12) chiming in with the figures in their second dig. Huang (34) did well with the bat in a shortened innings due to our desire to win this match quickly.



Paul McInnes shapes up

v South Sydney 189 defeated South Sydney 166

This match was against the benchmark side in fourth grade since their entry to the competition. We were sent in on a Marrickville wicket that assisted the bowlers a lot early on which became better as the day went on, giving the rabbits the best of the conditions. Mark Hughes (28) and Paul Chew (16) recovered the innings after both openers went without scoring, and McInnes (39) once again showed excellent skills with the bat. Unfortunately the rest of the batting line-up failed to weather the onslaught and at 9 for 136 things were grim until an invaluable partnership between former Souths' clubman Clay Finmore (28 not out) and Ali (23) took us to 189 giving us a total our opposition were not used to chasing. A brilliant run out off the first ball of the innings, and once again impressive bowling and fielding saw us pull off a great win against an excellent side with the standout being Travers (4/37) taking two good caught and bowleds. He was ably supported by Lulka (2/19) who bowled a good line and length, and McInnes (2/28) who bowled his best spell of the season. We were the only side to defeat the eventual premiers, which showed what a good team we had available to us this year.

v Lindfield 6 for 328 drew with Lindfield

We had the chance for our batsmen to show their wares on a very hot day on the road-like northern oval, against the leaders of the competition at the time. Aphaiwongse (85) played his best ever innings for the club, providing the backbone for the side with lovely drives along the carpet. He was ably supported by Chew (48). After tea, Shane O'Connor (59) and McInnes (88 not out) were brutal on the Lindfield bowlers taking us to an impressive total. The second day was not played due to rain, which was disappointing given our commanding position. Lindfield did not win another game during the season; never recovering from the pasting our batsmen gave them on day one.

v Holroyd-Hills 7 for 211 defeated Holroyd-Hills 122

The Hurricanes won the toss on the northern oval and batted and struggled against another committed performance with the ball. Mulihan Sriravindrarajah (5/12) was unlucky not to get a hat-trick after claiming two wickets and having an obvious edge not given and with Jason Ford (3/23) were the main destroyers against some average batting. Two early wickets in the run chase ensued before Hughes (28) and Brett Kent (57) steered the side to a first innings win on day one. Sriravindrarajah (33), McInnes (32) and Travers (22 not out) cashed in with quick runs in the last hour with further positive batting to set up a commanding lead at stumps. Another washout on day two, but six points was in the bag where no other sides managed a result for the round.

v Strathfield 124 lost to Strathfield 139

A day one washout resulted in a 120 all day game at Bark Huts. Strathfield never looked to set the pace of the game after batting first, and after a laborious innings from their opener the Gorillas collapsed to be all out for 139, thanks to an economical spell from Brendan Rounds (3/17) and another excellent effort from Travers (6/27) who took season best figures due to straight bowling and excellent fielding. After early wickets left us at 3 for 33, Hughes (27) and Mashood Bajwa (56) took the score on to 3 for 83 before a disastrous batting collapse left us 15 runs short, with a number of impatient efforts costing us valuable points against a side we should have put to the sword.

v Epping 4 for 215 defeated Epping 212

Captained by stand-in skipper Chew while Hughes was on paternity alert, we bowled well in fits and starts to restrict Epping on the Gwilliam to a moderate total, thanks mainly to one early partnership and some lusty hitting from a tail-ender. Coming on as fifth change, O'Connor (2/20) bowled with pace in his best spell of the season, and was well supported by Chandler (2/22). Ford (4/52) was the pick of the bowlers with his figures only damaged by the late hitting. The run chase was impressive as Aphaiwongse (17) and nightwatchman Lulka (40) saw off the new ball resistance with Adrian batting until after tea on the second day in a performance that warranted particular mention. Robinson (25) played some shots, but an unbeaten 103 partnership from Lego (52 not out) and O'Connor (67 not out) guided us with safety to the target in an all-round impressive performance.



4th Grade MVP- Mashood Bajwa

v Warringah 109 lost to Warringah 186

Poor club availability left us with 6 changes to our line-up from the previous match for this match at Curl Curl. We bowled tremendously well with Shires debutant Jason Tabrett (2/27) impressive with both the new ball and in the later overs with experienced batsmen unable to put him off his line and length. Lulka (2/25) bowled his usual economical spell, and fill in David Rundle (2/39) bowled with pace, while Bajwa (3/34) cleaned up the lower-order with good bowling at the death. Under darkened skies we fell behind the run rate required and in an effort to up the ante we collapsed from 3 for 85 in near dark conditions to good pace bowling, with Chew (34) the only batsmen worthy of mention. We took confidence in knowing how competitive we were against this traditionally strong side with so many players out for the round. On a costly note we lost Dan Chandler for the season with a back injury, after risking injury for this match due to the number of pullouts in the top four grades.

v Pennant Hills 8 (dec) 241 defeated Pennant Hills 142 and 3 for 112

Pennant Hills chose to bat and struggled against our ever confident bowling attack to make a sub standard total on a good Gwilliam wicket. McInnes (2/31) and David Gracie (2/31) made the early inroads and Ford (2/13) and Bajwa (4/30) did the latter damage against another side that found our bowling too accurate. The run chase at the end of day one and start of day two saw us pass the total for the loss of two wickets with David Knock (63) the anchor and Bajwa (90) the destroyer. We pushed on for quick runs and declared just on a hundred in front at an early tea but were unable to take the wickets to press for an outright, with Travers (2/27) the pick of the bowlers.

v Lane Cove 5 (dec) for 140 defeated Lane Cove 132 and 5 for 105

In similar circumstances to our previous match, we bowled first on the Gwilliam and our opposition were not up to task against our excellent bowling. Lulka (2/31) relished the opportunity with the new ball, while Ford continued on in his excellent form with (4 for 14 off 16 overs). Travers (3/48) took the opportunity, with Ford's tight bowling at the other end, to continue his improved bowling this season. We aborted an attempt to get the runs on day one early despite McInnes' (35) run a ball innings as opener after being bowled off a no-ball without scoring. Chew (30) and Bajwa (39) saw us safely to the target against good bowling. We took the alternative route to last match in the attempt to win outright declaring once past their score and Lane Cove ambled to stumps, with Finnemore (4/29) taking his opportunity to impress with the ball in the second innings.

v Roseville 3 for 54 drew with Roseville 253

Our first real test in a month at Roseville Park against a rebuilt Roseville side made up of a strong Pakistani team from park cricket that had won district premierships. We played what would be our finals' side for this match and the rest of the season. Their batting got off to a flying start and we were under the hammer with Roseville at 3 for 200 before we bowled with more defensive fields and reigned them in, once again through Ford's (5/59) tight bowling and a brilliant catch off his own bowling. Bajwa (2/24) also turned the game with the ball and in the field with a good catch at mid on, while McInnes (2/46) also chipped in. The run chase never got a chance to happen with rain preventing a result on the second day, although Robinson (25) played some shots in an impressive short innings while Hughes (10 not out) brought up 3000 runs for the club, much to the disappointment of Chew who was chasing the milestone in a head to head battle after Christmas.

v Auburn 5 for 267 defeated Auburn 151

Our final regular season match was a one-day fixture at Mona Park against another side in the top six. Batting first we lost early wickets before Hughes (35) joined Chew (69) in steadying the ship before a record partnership between Chew and Bajwa (90) put Auburn out of the game. Chew anchored the innings perfectly, passing 3000 runs for the club in the process, while Bajwa hammered the bowling around the park, before McInnes (27) put the nail in the Eagles' coffin in the latter overs. Auburn never looked like getting our total with everyone except captain and keeper getting a bowl. McInnes (2/25), Montford (2/31), Lulka (2/32) and Ford (2/15) doing the damage, while Aphaiwongse (1/7) picked up a wicket in a rare bowling opportunity.

Qualifying Final

v Burwood 86 lost to Burwood 206

Our first finals' appearance in Fourth Grade in six seasons saw us return to St.Lukes to take on Burwood, with both sides strengthened from their encounter earlier in the season. Burwood did the expected and chose to bat on a suitably prepared flat and lifeless wicket. What they did not expect was a tremendous first session of tight bowling and exceptional fielding that placed us right in the game, going to lunch at 6/63. Another early wicket after the break had us perilously close to breaking through their innings but steadying partnerships through sensible batting saw Burwood get to a respectable, although unthreatening total due to our good work early on. Montford (2/20) bowled brilliantly before succumbing to an ankle and calf strain that put him out of the bowling attack at 7/73, leaving Ford (2/24 off 23 overs) to carry the attack for the rest of the innings. Had Monty been able to continue with the ball, the result may well have been different. Bajwa (2/22) took wickets in the first session to put us in good position while McInnes (2/42) toiled hard and Lulka (2/15) was ultimately under utilised, getting an early breakthrough and the last wicket. Aphaiwongse (21) and Chew (11) saw off 20 overs before stumps to leave us in a great position at 0 for 28. With the wicket having no demons in it, we were well placed to win and advance to the semi finals. Unfortunately, by sheer fate, the Burwood covers were inadequate to prevent overnight rain from completely destroying our chances. It is history that while the square and outside edges of the pitch was bone dry, large quantities of water just happened to find its way onto the majority of the pitch in areas where the bowlers were pitching it all day, creating unplayable and dangerous conditions for the batsmen. We slumped from 0/28 to 3/40, where Hughes (14) and Bajwa (12) toiled for an hour in the hope that the wicket would get better, and from 3/71 we collapsed mainly due to the conditions to be all out for 86, with McInnes (11) putting up the only resistance. Protests and appeals were lodged mid week to no avail, with the Shires Sub Committee and NSW Cricket Board unwilling to change a decision despite Burwood being found in breach of competition rules regarding inadequate pitch coverings in a sad finish to season 2003-04. I have no doubt that foul play occurred in what happened to the wicket, such was the incredible nature of the water on the wicket. It was not leakage but more like water dumped off the covers. We were unable use this as a reason for protest and our season was cut short of a satisfactory conclusion. We had our chances during the match to put Burwood to the sword, and hopefully the lessons learned from this season will stand us in good stead for an assault on the title next season.

4TH GRADE STATISTICS 2003-04**BATTING AVERAGES**

Batsman	Mat.	Inn.	N.O.	H.S.	Runs	Average	Catches
M. Bajwa	7	6	-	90	298	49.67	7
P. McInnes	13	12	3	88x	332	36.89	3
S. O'Connor	7	6	2	67x	138	34.50	4
P. Chew	10	10	-	69	224	22.40	4
A. Robinson	12	12	2	89	207	20.70	9 + 1stp.
M. Hughes	13	13	2	35	203	18.45	1
E. Aphaiwongse	11	12	-	85	203	16.92	3

ALSO BATTED (Less than 100 Runs)

Batsman	Mat.	Inn.	N.O.	H.S.	Runs	Average	Catches
D. Knock	1	1	-	63	63	63.00	2
B. Kent	1	1	-	57	57	57.00	-
G. Lego	4	4	2	52x	91	47.00	-
M. Sriravindrarah	1	1	-	33	33	33.00	1
J. Huang	2	3	-	34	51	17.00	-
W. Travers	14	10	4	52x	91	15.17	9
A. Lulka	12	8	2	40	76	12.67	1
M. Cooke	1	1	-	12	12	12.00	-
B. Taylor	1	1	-	11	11	11.00	-
D. Latto	1	2	-	16	19	9.50	-
D. Gracie	1	1	-	9	9	9.00	1
D. Chandler	6	6	-	26	44	7.33	3
W. Montford	7	5	1	12	28	7.00	7
F. Mohamed Ali	6	4	-	23	28	7.00	2
P. Chapman	2	2	1	4	6	6.00	1
D. Rundle	1	1	-	5	5	5.00	1
B. Rounds	1	1	-	1	1	1.00	1
J. Ford	12	4	2	1	1	0.50	4
P. Erskine	2	2	-	0	0	0.00	-
J. McCann	1	1	-	0	0	0.00	-
C. Finnemore	2	2	2	28x	28	****	1
J. Tabrett	1	1	1	0x	0	****	-
C. Anstiss	1	-	-	-	-	-	1

BOWLING AVERAGES

Bowler	Overs	Maidens	Runs	Wickets	10 in Match	5 in Inn.	Average
M. Bajwa	47.1	7	139	12	-	-	11.58
J. Ford	141.5	40	316	25	-	1	12.64
W. Travers	100.3	20	372	25	-	1	14.88
A. Lulka	96.5	29	261	13	-	-	20.08
P. McInnes	124.5	24	365	14	-	-	26.07

ALSO BOWLED (Less than 10 Wickets)

Bowler	Overs	Maidens	Runs	Wickets	10 in Match	5 in Inn.	Average
M. Sriravindrarah	7	1	12	5	-	1	2.40
B. Rounds	14	7	17	3	-	-	5.67
E. Aphaiwongse	1	-	7	1	-	-	7.00
J. McCann	4	-	13	1	-	-	13.00
J. Tabrett	8	2	27	2	-	-	13.50
C. Finnemore	15	2	57	4	-	-	14.25
D. Rundle	8.4	1	39	2	-	-	19.50
W. Montford	61	18	194	9	-	-	21.56
D. Gracie	23	5	45	2	-	-	22.50
D. Chandler	30	6	87	3	-	-	29.00
S. O'Connor	40.1	8	129	4	-	-	32.50
F. Mohamed Ali	18	1	73	1	-	-	73.00
P. Chew	3	1	5	-	-	-	*****
D. Latto	2	-	17	-	-	-	*****



Chew takes off for a quick single



Skipper Hughes and Travers

4TH GRADE SHIRES 2003-04**BEST PERFORMANCES**

<i>Batting Average</i>	M. Bajwa	49.67
<i>Batting Aggregate</i>	P. McInnes	332
<i>Highest Score</i>	M. Bajwa	90 v Auburn
<i>Bowling Average</i>	M. Bajwa	11.58
<i>Bowling Aggregate</i>	J. Ford	25
	W. Travers	25
<i>Most Wickets in an Innings</i>	W. Travers	6/27 v Holroyd-Hills
<i>Most Wickets in a Match</i>	W. Travers	6/27 v Holroyd-Hills
<i>Wicket Keeping</i>	A. Robinson	9 catches + 1stp.
<i>Centuries</i>	-	
<i>Highest Team Score</i>	6/328 v Lindfield	
<i>Lowest Team Score</i>	86 v Burwood	

RESULTS

<i>Played</i>	13
<i>Won Outright</i>	1
<i>Won 1st Innings</i>	4
<i>Drawn</i>	1
<i>Lost 1st Innings</i>	6
<i>Lost Outright</i>	1
<i>Position in Competition</i>	10th

TEAM STATISTICS**MACQUARIE****OPPONENTS**

<i>Runs Scored</i>	3129	3082
<i>Wickets Lost</i>	140	125
<i>Average per Wicket</i>	22.35	24.65

HIGHEST "4TH GRADE" SHIRES PARTNERSHIPS 2003-04

Wicket	Batsmen				Runs	Opponent
1	P. Chew	30	P. McInnes	35	44	Lane Cove
2	M. Hughes	14	E. Aphaiwongse	85	54	Lindfield
3	D. Knock	63	M. Bajwa	90	132	Pennant Hills
4	P. Chew	69	M. Bajwa	90	146	Auburn
5	G. Lego	52x	S. O'Connor	67x	103x	Epping
6	S. O'Connor	59	P. McInnes	88x	139	Lindfield
7	A. Lulka	9	P. McInnes	56	27	Georges River
8	W. Travers	52x	W. Montford	12	45	Burwood
9	P. McInnes	56	F. Mohamed Ali	4	22	Georges River
10	C. Finnemore	28x	F. Mohamed Ali	23	53	South Sydney

CAPTAIN'S REPORT – METROPOLITAN SHIELD

MUCC fielded a highly competitive team in the Metropolitan Shield Competition in 2003/04. Our record was 3 wins, 3 losses and 6 draws (all rain affected). Given fine weather I have no doubt that we would have played finals. We comprehensively defeated premiers South Sydney and semi finalist UTS Balmain, and of the six draws we were in winning position in at least three of those.

There were a lot of new faces with Chris Anstiss, Ryan and Michael Cooke, Clay Finnemore, Faizal Ali and Jason Tabrett playing their first season for the club. All made impressive contributions and showed plenty of promise for future seasons. Ralph Amerasinghe and Ash Singh were big improvers, while Phil Erskine batted consistently well in the second half of the season.

Our season never really got off the ground due to regular washouts in the first half of the season. The three matches prior to Christmas (2 draws, 1 loss) were particularly telling. Coming off a strong win against UTS Balmain we expected to gain at least 12 points against the two bottom ranked teams. Instead we came away empty handed with two second day washouts. In the final round before Christmas we lost the first day to rain and the match became a one-dayer against Burwood. Two players didn't show up for the game. In spite of this we bowled Burwood out for 139. In reply we could only manage 81 although it has to be said that the pitch was in very poor condition and probably not fit for play. Burwood finished the season in sixth place with 36 points and we finished in eighth with 28 points. So we can't really blame the weather for missing the finals – we had our chance against Burwood but didn't take it.

We showed throughout the season that we would not have been out of place in the semi-finals. We only lost three matches, a huge improvement on the previous season, and recorded comprehensive victories over competition front-runners. With the talent base that presently exists in Fifth Grade we should definitely be looking at semi-finals next season. Of course, a number of players should be looking at Fourth Grade or higher over the next few seasons so the future looks bright for the club's lower grades.

Player unavailability in all grades again plagued Fifth Grade this year. This year the problem seemed to be particularly severe in the early part of the season. Players in the higher grades need to be conscious of the fact that their decision not to play affects the club as a whole and not just their particular grade. The Committee should look at re-introducing a formal selection policy, which penalises players who pull out on short notice without proper justification or who are repeatedly unavailable.

Cricket is a team sport and there was certainly an excellent team spirit in Fifth Grade. However, there were also many remarkable individual performances. Ryan Cooke's century, 110 not out, against UTS Balmain was undoubtedly the highlight of the season. Ryan's innings lasted 16 overs and included 7 sixes and 11 fours.

Other notable individual performances include Chris Anstiss' five dismissals in an innings against his old club Blacktown, Michael Cooke's 68 against Southern Districts, Warren Montford's 6/29 against Georges River Navy and Al Mahoney's 6 dismissals in the same match.

Chris Anstiss had an outstanding season with the gloves, capturing 19 dismissals (13 catches and 6 stumpings). This is a record for most dismissals in a season for MUCC in Metropolitan Cup/Shield. Ash Singh was our most consistent bowler, relishing the opportunity to spearhead the attack, taking 18 wickets at 18.67 with a best of 5/39. Both deserved the MVP award based on performances on the field however it was Chris' off-field involvement, including attendance at training, helping with covers and getting to the game on time, which tipped the balance in his favour.

Thanks to those who were willing to help out when we were short, particularly Eric "super-sub" Anstiss, Al Mahoney, Paul Batten and Gus Hook, who captained the side in difficult circumstances in my absence.

Paul Chapman

Metropolitan Shield Captain



5th Grade MVP- Chris Anstiss

MATCH REPORTS

v Lindfield 188 drew with Lindfield 3/107

On a flat looking Northern Oval pitch, our total of 188 against an understrength Lindfield bowling attack was about 60 runs under par. Huang (15) and Chapman (28) put on 42 for the first wicket before we slumped to 5/80. Anstiss (12) and Amerasinghe (24) made useful contributions in the middle order before Latto (42 not out) lifted us to a semi-respectable total. Due to Lindfield's slow over rate, we were forced to bowl the remaining 20 overs in rapidly dissipating light. Nelson (2/37) snared two early wickets before giving up easy runs in his latter overs. Tabrett (0/17) bowled well with the new ball and was unlucky not to have a wicket with his first ball for the club. Whilst Chapman (1/13) kept it tight at one end we bled runs at the other. In no time Lindfield racked up 3/107. The wash out on day two saved us from a probable first innings loss.

v Blacktown 9 for 179 drew with Blacktown 266

In typically hot, dry conditions Blacktown had first use of the flat, slow Whalan pitch. Ash Singh toiled hard (2/74 from 23 overs) including 6 maidens and Adam Rush produced the best figures (3/59 from 18). Chapman also collected three wickets (3/62) but the highlight was Chris Anstiss' five dismissals (3 catches, 2 stumpings) in his first match against his former club. Blacktown eventually reached 266 after a last wicket partnership of 46. The openers successfully negotiated the close of play on day one. MUCC lower grade sides have traditionally found batting difficult on the slow and dusty Whalan pitches. This was no exception and we soon found ourselves in trouble at 5/70 shortly before tea. Then Anstiss (33) and Dunkerley (33) combined for a 48 run sixth wicket partnership. From 8/124, Anstiss and Rush (20 not out) continued to frustrate the bowlers. The pair added 48 for the ninth wicket as a storm swept over the ground. The Blacktown skipper refused to accept that conditions were too dangerous to continue. The match was ultimately abandoned due to nearby lightning strikes ten overs from stumps. Blacktown were the better side, however, this was a courageous effort, particularly from Anstiss, Dunkerley and Rush to keep a quality bowling attack at bay in such difficult conditions.

v Auburn 9 for 117 drew with Auburn 256

This turned into a very ugly game. The first week was called off because of overnight rain affecting the pitch square (but not the pitch itself). Week two and Auburn had first use of a pretty flat track. We took early wickets but soon lost our grip on the match when the eventual top scorer refused to walk after smashing the ball straight into Anstiss' gloves. Thereafter we became frustrated and Auburn got away to post 256 from 57 overs. Ash Singh was again the pick of the bowlers with (3/54). Three overs into our innings the rain came and we lost about an hour's play. Unfortunately water got onto the pitch. In difficult conditions, Amerasinghe (35) and Travers (18) provided the chief resistance, but ultimately we hung on in the dark with one wicket to spare to deny Auburn the points. Things became quite heated, as Auburn was desperate for the win. Even after we batted out the required number of overs, play continued beyond 7.30pm, we had the ridiculous situation of the captain accusing us of cheating.

v UTS Balmain 272 defeated UTS Balmain 223

With this one-day match we were a good chance of getting our first result of the season. On picturesque Goddard Park, we won the toss and batted. Chapman (48) and Amerasinghe (38) got off to a brisk start putting on 79 for the first wicket in 17 overs. After consolidating to 1/111 in the 24th over we lost 6 for 36 in the next 10 overs. Anstiss was joined by debutante, Ryan Cooke at 6/147 in the 34th over. Cooke (110 not out) survived a tentative start before smashing an awesome century which included 7 sixes and 11 fours. Anstiss (18 not out) played an excellent supporting role as the pair added a club record, an unbeaten 125 for the eighth wicket. Whilst Balmain started their innings solidly, we were always in control of the game. Nelson (1/33 from 8.2) and Singh (2/36 from 8) bowled tightly and Ford (2/32 from 10) was also difficult to get away. Our fielding was of a high standard, underlined by a magnificent, running outfield catch by Sullivan and a stunning, one-handed reflex catch to Chapman at slip. Balmain kept wickets in hand but fell behind the required run rate. Chapman (4/55) cashed in as the batsmen tried to lift the run rate. Balmain weren't up to the task and we bowled them out in the 47th over. (Balmain's final score of 223 included 5 penalty extras courtesy of a deflection off the helmet placed behind the 'keeper'). Apart from the result this was an excellent game of cricket, played in good spirit and in excellent conditions. What a contrast to the previous game!

v Southern Districts 216 drew with Southern Districts 0 for 6

This was the first match in Jock's re-laid Gwilliam Oval square and to be honest the pitch was a bit underdone. The ball carried through very slowly, making stroke play difficult. Southern Districts' bowling attack was very ordinary, with the exception of one opening bowler, but we generally lacked the patience necessary to take full toll. Huang was the exception to the rule, compiling a patient (25) before being run out with the score on 94, after adding 64 for the third wicket with Michael Cooke (68). We were again in trouble at 5/107 before Anstiss (14), Sullivan (14) and Latto (21) combined with Cooke to take the score past 200. The rain came and washed out the remainder of play on day one before we even completed our first over. The scorebook records play as being abandoned at 5.08pm, with a total of 49 overs bowled in the day! Yet another second day washout deprived us of a likely victory.

v Georges River Royal 1 for 51 drew with Georges River Royal 223

With a sudden flood of players available in higher grades, 5th grade fielded its strongest side in several years, including the likes of Mashood, Lloyd and Chew. Unfortunately this batting talent went to waste thanks to yet another second day washout. Georges River won the toss and elected to bat on a Ron Routley pitch which had taken a bit of rain during the week. Nelson and Singh (1/18) each struck early and when Anstiss effected a brilliant stumping off Lulka (4/43) the match was evenly poised at 4/79. Then a few dropped catches later Georges River were 4/210. It took a Vautin-like outfield catch from Finnemore to break the partnership. Thereafter Lulka wrapped up the innings for 223. Had we restricted Georges River to something in the order of 150 to 160, we may have had a crack at winning the match on day one. As it happened we were required to bat 22 overs – not enough to make significant inroads on the target. Chapman (28) and debutante Kunal Gupta, aka Trent (as in Trent Nathan) (20) were traveling comfortably at 0/51 before the former was tragically run out in the second last over. However, the greater tragedy was that the rain deprived use of the above-mentioned batting talent. I have no doubt that, given fair weather, we would have, to quote the famous last words of a former Prime Minister, "romped it in". Whilst we remained unbeaten after six rounds, coming away with zero points against the two bottom sides ultimately cost us a semi-finals' berth.

v Burwood 81 lost to Burwood 139

Ultimately, this loss cost us a place in the semi-finals. Had we won this match we would have finished in sixth place ahead of Burwood. Gus Hook stepped up to captain the side in my absence. Unfortunately he and the rest of the team were let down by a couple of no-shows. Those who turned up did tremendously well to bowl Burwood out for 139. Singh (4/47) and Amerasinghe (3/44) were the leading wicket takers. They were well supported by Chandler (1/18 from 7) and Faizal Ali (1/8 from 5). The openers got off to a steady start but 0/25 soon became 3/25. Wickets fell at regular intervals and we were dismissed for 81. Hook top scored with (14) and Chandler (10) was the only other to reach double figures. Some say that the pitch was in very poor condition whereas others suggested that the batsmen from both sides contributed to their own demise through bad shot selection. The stitches above Ryan Cooke's left eye suggest that the Gwilliam pitch was somewhat under-prepared.

v South Sydney (1) 219 defeated South Sydney (1) 82

Souths paid the price for not taking us seriously and the victory demonstrated that we would have been genuine finals' contenders. After slow start, a series of solid partnerships lifted us to 4/140 in the 35th over. Michael Cooke (35), Amerasinghe (27), Al Mahoney (26), Erskine (26) batted well in the middle order and Ryan Cooke added (43) in quick time. Ryan's innings included three 6s, one of which cleared the light tower on the eastern side of the Gwilliam Oval by at least two metres. Chris Anstiss (15 not out) played another fine supporting innings. Singh (1/13) struck in the first over and it was downhill from there for the competition front-runners. Finnemore (4/22) relished the opportunity to sink the boot into his former club. Jason Ford (2/24) and Ryan Cooke (2/18) each collected two wickets as Souths crashed to be all out for 82 in the 23rd over.

v South Sydney (2) 164 and 3 for 124 lost to South Sydney (2) 266

The principle benefits of playing Shires cricket are that, firstly, you don't have to play Blacktown at Whalan and secondly, you don't have to play against South Sydney twice in one year (let alone twice in two rounds). We're not that lucky in Metro Shield, but at least Clay Finnemore enjoyed the South Sydney double header. After being sent in on what looked to be a good track, we made a disappointing 164. Erskine (41) and Finnemore (30) were the standouts. Expecting to be a number of players short on day two, Souths had a dash at the target and managed 3/91 in the 13 overs remaining on day one. Souths passed our score early on day two, but instead of setting up the match for an outright result, plodded along for another 30 overs before being bowled out for 266. Finnemore was the best with (4/65) and Jason Tabrett (2/33) also bowled very well. We tried to set up an improbable outright result but in the end there weren't enough overs left. Finnemore (43 not out), Chapman (37 not out) and Erskine (24) availed themselves of the opportunity for some batting practice.

v Georges River Navy 8 dec. 239 defeated Georges River Navy 110 and 66

I found myself drastically short on numbers generally and without a keeper in particular going into this game. Warren Montford, Paul Batten and Al Mahoney answered the SOS. Montford (6/29) picked up a pewter for his afternoon's work and Paul Batten (2/30) completed the demolition. Chasing 110 was not going to be easy on this slow turning dustbowl (the pitch was shaped like a bowl too!) at Bland. Erskine (16) and Ryan Cooke (26) began positively, knocking off half the runs in 10 overs. We then lost 3/17 in the next 8 overs and things were looking shaky at 5/70. Glenn Jackson (35) and Victor Chung (24) batted superbly in the conditions to add 61 for the seventh wicket –

the match winning partnership. We gained first innings points in the second last over of day one. Faizal Ali (40 not out) and Amerasinghe (38 not out) set up the outright victory early on day two with a demoralising partnership, which added 70 runs in fewer than 7 overs. Our day one ring-ins were not required as Singh (14.4 overs, 7 maidens, 5/39) and Faizal Ali (14 overs, 4 maidens, 4/27) bowled unchanged to secure the ten points. Al Mahoney had an outstanding match with the gloves, taking 5 catches and 1 stumping (fortunately for the club's bank balance, he spread these dismissals evenly over two innings).

v Lindfield 207 drew with Lindfield 1 for 34

For the second year running the Lindfield club managed to double book Acron Oval and once again we were forced onto another ground. Two venue changes later we found ourselves playing at the uncovered Koola Park. Amerasinghe (16) and Erskine (34) added 56 for the first wicket, but when Michael Cooke (39) departed we were again in trouble at 6/119. Singh (38) combined with Anstiss (23) and Tabrett (12) to lift the score beyond 200. Tabrett (1/7) bowled an excellent short, fiery spell late on day one. There was no play on day two due to, you guessed it, rain. In fact the match was called off on the Saturday afternoon because there were no covers on the pitch. Perhaps if it hadn't rained on the Sunday as well (i.e. game day) we may have got up on our protest over the change of venue. Anyway, the washout ended our chances of making the semi finals.

v Blacktown 9 for 153 lost to Blacktown 3 for 156

Whilst we were out of contention for the semis, a win here would secure us the Metropolitan Plate. By way of background, the Metropolitan Shield and Plate divisions merged in 2002-03 with the Plate being awarded to the team finishing 7th in the merged Shield/Plate division. Going into this round we were in 7th with Auburn 4 points behind and playing Georges River. The Blacktown bowlers bowled an immaculate length, making scoring very difficult. Latto (35) top scored and was well assisted by Amerasinghe (21) and Dunkerley (17 not out). Some late hitting by Faizal Ali (18) helped lift the score to 9/153 from our 50 overs. Blacktown took their time reaching the target in the 46th over for the loss of three wickets. Chapman (2/34) and Latto (1/18) were the wicket takers. Unfortunately Georges River were not good enough to hold out Auburn and we were denied the consolation silverware.

METROPOLITAN SHIELD STATISTICS 2003-04**BATTING AVERAGES**

Batsman	Mat.	Inn.	N.O.	H.S.	Runs	Average	Catches
R. Cooke	7	8	2	110x	212	35.33	2
D. Latto	5	5	1	42x	106	26.50	1
M. Cooke	7	7	-	68	179	25.57	3
R. Amerasinghe	10	11	1	38x	228	22.80	1
P. Erskine	6	7	-	41	155	22.14	1
C. Anstiss	10	9	2	33	147	21.00	13 + 6 stp.
P. Chapman	11	12	1	48	190	17.27	2

ALSO BATTED (Less than 100 Runs)

Batsman	Mat.	Inn.	N.O.	H.S.	Runs	Average	Catches
A. Rush	2	2	1	20x	29	29.00	-
V. Chung	1	1	-	24	24	24.00	-
F. Mohamed Ali	5	4	1	40x	66	22.00	1
G. Jackson	2	2	-	35	44	22.00	-
A. Dunkerley	4	4	1	33	63	21.00	1
J. Huang	2	2	-	25	40	20.00	-
A. Singh	11	8	4	38	72	18.00	-
W. Travers	1	1	-	18	18	18.00	-
C. Finnemore	6	6	1	43x	80	16.00	2
A. Slimmon	1	1	-	16	16	16.00	1
A. Mahoney	3	3	-	26	42	14.00	5 + 1 stp.
H. Gunatilaka	4	4	-	16	48	12.00	1
M. Lloyd	2	1	-	12	12	12.00	1
W. Montford	1	1	-	12	12	12.00	1
C. Hook	2	2	-	14	23	11.50	-
J. Tabrett	4	4	1	12	20	6.67	1
P. Sullivan	5	5	-	14	31	6.20	1
H. Jeyalingam	3	3	2	5x	6	6.00	-
P. Nelson	4	2	-	11	11	5.50	-
D. Chandler	1	1	-	5	5	5.00	1
J. Ford	3	3	1	4	6	3.00	1
P. Batten	1	1	-	1	1	1.00	-
C. Dowel	2	2	-	0	0	0.00	-
K. Gupta	1	1	1	20x	20	****	1
M. Bajwa	1	1	1	0x	0	****	-
P. Chew	1	-	-	-	-	-	1

BOWLING AVERAGES

Bowler	Overs	Maidens	Runs	Wickets	10 in Match	5 in Inn.	Average
A. Singh	99.4	26	333	18	-	1	18.50
P. Chapman	79	13	316	13	-	-	24.31

ALSO BOWLED (Less than 10 Wickets)

Bowler	Overs	Maidens	Runs	Wickets	10 in Match	5 in Inn.	Average
W. Montford	16	4	29	6	-	1	4.83
A. Lulka	14	4	43	4	-	-	10.75
P. Batten	10.4	2	30	2	-	-	15.00
C. Finnemore	37.4	5	149	9	-	-	16.56
J. Ford	21	2	69	4	-	-	17.25
F. Mohamed Ali	59.3	15	159	9	-	-	17.67
D. Chandler	7	-	18	1	-	-	18.00
H. Gunatilaka	1.5	-	18	1	-	-	18.00
D. Latto	5	1	18	1	-	-	18.00
A. Rush	23	4	73	4	-	-	18.25
R. Amerasinghe	13	-	60	3	-	-	20.00
A. Slimmon	5	1	20	1	-	-	20.00
J. Tabrett	27	5	89	4	-	-	22.25
P. Nelson	27	3	130	4	-	-	32.50
R. Cooke	32	2	156	3	-	-	52.00
H. Jeyalingham	11	2	64	1	-	-	64.00
M. Cooke	.1	-	4	-	-	-	*****
P. Erskine	5	2	15	-	-	-	*****
C. Dowel	3	-	29	-	-	-	*****
W. Travers	6	-	31	-	-	-	*****

METROPOLITAN SHIELD 2003-04**BEST PERFORMANCES**

<i>Batting Average</i>	R. Cooke	35.33
<i>Batting Aggregate</i>	R. Amerasinghe	228
<i>Highest Score</i>	R. Cooke	110x v UTS Balmain
<i>Bowling Average</i>	A. Singh	18.50
<i>Bowling Aggregate</i>	A. Singh	18
<i>Most Wickets in an Innings</i>	A. Singh	5/39 v Georges River Navy
<i>Most Wickets in a Match</i>	A. Singh	5/39 v Georges River Navy
<i>Wicket Keeping</i>	A. Robinson	9 catches + 1stp.
<i>Centuries</i>	R. Cooke	110x v Balmain
<i>Highest Team Score</i>	7/272 v UTS Balmain	
<i>Lowest Team Score</i>	164 v South Sydney (2)	

RESULTS

<i>Played</i>	12
<i>Won Outright</i>	-
<i>Won 1st Innings</i>	3
<i>Drawn</i>	6
<i>Lost 1st Innings</i>	3
<i>Lost Outright</i>	-
<i>Position in Competition</i>	6th

TEAM STATISTICS**MACQUARIE****OPPONENTS**

<i>Runs Scored</i>	2208	1933
<i>Wickets Lost</i>	104	92
<i>Average per Wicket</i>	21.23	21.01

HIGHEST "METROPOLITAN SHIELD" PARTNERSHIPS 2003-04

Wicket	Batsmen				Runs	Opponent
1	P. Chapman	48	R. Amerasinghe	38	79	UTS Balmain
2	C. Hook	9	R. Amerasinghe	27	38	South Sydney 1
3	J. Huang	25	M. Cooke	68	64	Southern Districts
4	P. Chapman	37x	C. Finnemore	43	65x	South Sydney 2
5	M. Cooke	35	A. Mahoney	26	47	South Sydney 1
6	A. Dunkerley	33	C. Anstiss	33	48	Blacktown
7	G. Jackson	35	V. Chung	24	61	Georges River Navy
8	C. Anstiss	18x	R. Cooke	110x	125x	UTS Balmain
9	R. Amersinghe	38x	F. Mohamed Ali	40x	70x	Georges River Navy
10	D. Latto	42x	H. Jeyalingam	0	22	Lindfield

CAPTAIN'S REPORT – UNDER 24s

The Frank Gray 2003-04 involved 7 matches and 7 post match trips to The Ranch. A squad of promising players started the season thinking being mates and joking around would win games. Unfortunately it quickly became apparent that our opposition was taking the games far more seriously. For the first 5 rounds our performances lacked the commitment needed to win. After some soul searching, we decided that valuing our wickets as well as supporting our bowlers in the field were important concepts we had forgotten. Fortunately we rectified these in rounds 6 and 7 and finished the season with two solid victories.

The Highs – The two victories and the friendships developed at the ground and at The Ranch.

The Lows – Having to farewell Andrew Gissing who has been an asset to Frank Gray teams for many seasons.

Chris Ying

Under 24 Captain



Skipper Chris Ying, solid in defence



The boys celebrating a Gising wicket

MATCH REPORTS

v Southern Districts no play due to rain.

v Burwood 8 for 111 lost to Burwood 7 for 271

Against the team who would be later crowned the premiers our fielding intensity was low which hurt our bowlers who toiled hard against one of the strongest batting orders in the competition. Chasing a mammoth 271 our batting simply could not handle the pressure. Alex Chilvers (2/47) was the best of the bowlers.

v Strathfield 162 lost to Strathfield 7 for 196

This was the game that got away from us. Tim Hopkins and Mark Fairlie got us off to a great start with a superb opening spell. Alex Gibson sporting a broken finger after he dropped a catch in the warm up bowled an excellent spell and was well supported by the spin of Clifty and Gissing. This great bowling effort saw Strathfield set an average score of 196. The chase was progressing well with Aaron Thomas and Muhilan Sriravindrarajah until both players were dismissed. The run chase fell apart at this point and we came up 34 runs short. Gissing (3/50), Aaron Thomas (44) and Muhli (43) were the pick.

v Georges River 67 lost to Georges River 3 for 69

No comment... The wheels fell off! *Notable performances-* Andrew Gissing (16) Muhilan Sriravindrarajah (14). Tim Hopkins (2 for 29 off 10).

v Roseville 173 lost to Roseville 7 for 261

This game illustrated what happens when people pull out of matches and everyone leaves their fielding shoes at home. Against a team who took quick singles we were made to look very lacklustre. The batting was again atrocious with no one taking the responsibility of chasing such a huge total. Roseville was ordinary and we made them look good, very good. Paul Clift (3/27) and Aaron Thomas (43) were our best.

v Auburn 9 for 215 defeated Auburn 187

After 4 straight losses we finally got our act together and notched up our first victory. Playing the team placed second on the table we knew it was going to be tough. We batted slowly and kept wickets in hand with Kizza and Mully both lifting the run rate at exactly the right time. With a very respectable target on the board our bowlers finally had something on their side. A pre-match rev up and the off-field support of Steve Moran saw a huge increase in our fielding performance. The bowlers felt that support and they strangled Auburn with a tight line and length until the batsmen got themselves out. A superb all round performance saw us back at the ranch celebrating our first victory!!!! Our best were Muhilan Sriravindrarajah (50), Kieran Mahony (47), Mark Fairlie (4 for 43 off 10) and Tim Hopkins (2 for 28 off 10).

v Pennant Hills 6 for 170 defeated Pennant Hills 169

Nothing like finishing the season with a cliffhanger!!! The whole team wanted to win so we could give Andrew Gissing the send off he deserved. Our bowlers again led the way and were supported by a solid fielding performance. The pick of the bowlers was Alex Gibson who after bowling economically all season was finally rewarded with some wickets. Our batting was very good early and we looked like we would cruise it in. Unfortunately some run outs and the increased pressure saw a steady flow of wickets. It was left to Hopkins to bring us home in the last over. Our best were Alex Gibson (4 for 28 off 9), Andrew Gissing (3 for 31 off 10), Paul Clift (2 for 22 off 6), Aaron Thomas (41) Muhilan Sriravindrarah (34) and Kieran Mahony (31).



Graham Scott and Keiran Mahony

“UNDER 24s” SHIRES STATISTICS 2003-04**BATTING AVERAGES**

Batsman	Mat.	Inn.	N.O.	H.S.	Runs	Average	50's	Catches
A. Thomas	5	5	-	44	152	30.40	-	1 stp.
M. Sriravindrarajah	6	6	-	50	164	27.33	1	2
B. Suthanther	2	1	-	20	20	20.00	-	2
K. Mahony	7	6	-	47	116	19.33	-	1
A. Gissing	6	5	1	29	53	13.25	-	1
T. Hopkins	5	4	1	20	39	13.00	-	7
C. Ying	7	6	-	24	53	8.83	-	2
G. Scott	7	6	1	19	43	8.60	-	5 + 1 stp.
M. Fairlie	6	4	1	15x	23	7.67	-	-
A. Slimmon	7	6	-	26	44	7.33	-	1
P. Clift	7	5	-	13	22	4.40	-	-
A. Chilvers	3	2	1	2x	4	4.00	-	-
S. O'Connor	1	1	-	3	3	3.00	-	-
C. Anstiss	1	1	-	0	0	0.00	-	1
S. Sabapathy	1	1	1	9x	9	****	-	1
A. Gibson	5	3	3	0x	0	****	-	-

BOWLING AVERAGES

Bowler	Overs	Maidens	Runs	Wickets	Average	Best
B. Suthanther	5	-	40	2	20.00	2/40
A. Gibson	39	13	106	5	21.20	4/28
M. Fairlie	47	2	153	7	21.86	4/43
T. Hopkins	40	1	132	6	22.00	2/27
K. Mahony	4	-	23	1	23.00	1/23
P. Clift	46	3	213	9	23.67	3/27
A. Gissing	39	2	184	7	26.29	3/31
A. Thomas	11	1	30	1	30.00	1/12
A. Chilvers	18	-	97	3	32.33	2/47
M. Sriravindrarajah	12	-	76	1	76.00	1/21
S. O'Connor	3	-	25	-	-	-

CAPTAIN'S REPORT – Northern Suburbs Cricket Association

The Mac Uni 6th Grade side made the transition to the Northern Suburbs Cricket Association following the merger of the long standing Gordon Junior District Cricket Association with its neighbouring Association. The upshot is that we took part in the Third Grade-North Competition, comprising ten sides from the previous Gordon Association. The side played in a well-organised competition in which the standard was slightly improved from the previous year.

The first task of the season, and a most enjoyable one, was to pick up our Premiership Trophy at the Annual General Meeting for the season before. Nearly 40 players had a game in 6th grade this year, many of them new to the club and this turnover meant that it took a while for the team to start playing cohesively. In review the season can be divided between a long period of acclimatisation with patchy results and a pleasing end to the season featuring good, spirited cricket and a number of victories. Hopefully this development will continue next year.

With individual performances our leading player was Mick Kelly (280 runs and 21 wickets), whose flair for big hitting and fast bowling was very entertaining. When Mick combined with left arm quick Harry Jeyalingam (18 wickets) I thought we had the best new ball attack in the competition. Both showed terrific character on hot, dusty days and also impressed with their aggression. Harry earned a pewter with a devastating spell of 6-21 against a chastened Tards outfit. Both have the potential to play Shires cricket. Adam Rush and Tony Barnes provided handy bowling support while Dustin Fabbian trained hard, developed well and had good success from limited opportunities with 6 wickets at an average of 12. In four games in 6th grade Jason Tabrett's attitude impressed as much as his performances and his 5-11 against the Pigs was pivotal to our season.

On the batting front Harendra Gunatilaka (181 runs) dominated at the crease in a way that suggested he'd score runs at a much higher level of the game. Alex Dunkerley (171 runs) was another to indicate he would benefit the club by playing in Shires. Fine knocks also came from Shiran Sabapathy, Glenn Jackson, Doug Latto, Kunal Gupta, Brynley Walters and Jasan Huang. Shiran also managed to pull off a number of stunning catches whether in the outfield or at slip and his approach was that of a fine team player.

A number of players have to be thanked for their assistance with the running of the side over the season, in finding players and getting the kit to the oval – David Lee, Ben Shamgar, Doug Latto, Mandar Karlekar and Nick Hand. In particular the team gelled around the efforts of Brynley Walters with the kit, captaincy and esky. A number of higher grade players assisted by playing when we were short. Finally, on behalf of the team I would like to thank the Club, the Committee and Edo, Smithy and Sav for their outstanding work and continued support.

Tony Barnes

Sixth Grade Captain

MATCH REPORTS

v Pigs 142 and 116 lost to Pigs 6 for 302

We went into this match at Allan Small Oval with an entirely new and somewhat patchwork side. The lack of a wicket keeper was a major limitation with Ben Shamgar and Tony Barnes proving to be woeful backstops, allowing 38 byes. This undid the good work of the opening bowlers, Andrew Gleeson (2-53) and debutant Mick Kelly (1-52). Hassan (2-32) chipped in for late wickets but Pigs were able to cruise to a comfortable 300. After the loss of 2 wickets late on day one Gleeso (22) and Mick (32) combined well for a good partnership. A tight run out brought Chris Ying (38) to the crease but the rapid fall of wickets saw Chris hole out attempting to farm the strike. Our second innings was a shambles with the batting order badly botched. The one highlight was the blazing innings of Shiran Sabapathy (57) featuring 3 wristy sixes. Thanks have to go to Ben Shamgar and Mandar Karlekar for organising extra players and to Miles, Hassan, Chris and Dustin for agreeing to play at short notice. Dustin drove halfway across Sydney only to be dismissed for a second ball duck, an early sign of the commitment he'd display later in the season.

v West Pymble 64 and 7 for 80 lost to West Pymble 5 for 87

Brynley Walters took over the captaincy for this match at OH Reid Oval only to discover he'd never played with the other ten players, talk about a big ask! Brynley (18) top-scored in our first innings before being run out and only heavy rain midway through the first day prevented an early defeat. Mick Kelly (3-43) and Shiran Sabapathy (2-28) bowled well to prevent West Pymble running amok. Our second innings featured some gritty stonewalling to prevent an outright defeat before Shiran (30 not out) hit another 4 sixes to bring his tally to 7 for the season. Not bad after only 2 games.

v Hackers 6 for 196 lost to Hackers 6 for 201

Despite losing this match at Primula Oval there was significant improvement in performance. Kunal Gupta (47) opened the innings, driving and hooking with an authority that suggested he would not be out of place in a much higher grade. Mick Kelly (75) played one of the innings of the season, hitting 10 fours and 3 sixes to set up a very competitive total. The welcome return of Dougal Michie (22) also meant that we had a recognised wicket keeper. Despite fielding a solid attack Hackers were able to kick on late in their innings to record an impressive victory. Adam Rush (2-48) claimed the most wickets while Mick Kelly (1-30) bowled economically.

v Winnie Blues 99 lost to Winnie Blues 3-104

Winning the toss and batting at Lofberg Oval we struggled to score quickly against a tight and penetrative attack. Only Harendra Gunatilaka (37 not out) made double figures and did so with diligent defence and classy shots through the leg side. With the new ball attack of Kelly (2-26) and Harry Jeyalingam (1-33) coming together for the first time this season we soon had Blues struggling at 3-41. With the game in the balance the Blues' gun bat was dropped first ball off a regulation nick and our resurgence ended. The gun bat hit up the remaining 60 runs in 6 overs to get the game over with.

v Lindfield Forfeit victory

After waiting around for the opposition and putting through a series of calls to their Captain and President we spent an energetic afternoon in a double wicket competition.

v Bonnons 154 and 3 for 58 lost to Bonnons 329

After losing the toss at Wellington Road Oval we spent the afternoon toiling hard while Bonnons batted us out of the match. Early pressure brought results of 4-47 with Mick Kelly (2-43) bowling with aggression and pace. A series of partnerships between talented batsmen quickly saw the score pushed over 300. The main positive for us was terrific catching from Glenn Jackson (3), Shiran Sabapathy (2) and Doug Latto (2). Bowlers benefiting from this sure-handedness included Tony Barnes (3-43), Alex Dunkerley (2-11) and Dustin Fabbian (1-5). Our unlikely run chase began with Jacko (32) and Barnes (50) combining for a steady opening partnership of 75. Wickets then fell steadily before a late order collapse. In our second innings Alex compiled a good match double (18 and 23 not out) and Mick Kelly (18 not out) finished the match off with a six.

v Pigs 1-68 defeated Pigs 67

The steady improvement of previous weeks finally paid off with a convincing win against the Pigs at Wellington Road Oval. The key to this victory was a startling spell from Jason Tabrett (5-11). Jason gained sharp swing and cut to leave some of the better batsmen in the competition floundering. Jeyalingam (2-24), Barnes (1-14) and Rush (1-16) provided useful bowling support while David Lee was solid behind the stumps with 2 catches and no byes. Glenn Jackson (22 not out) and Alex Dunkerley (36 not out) were untroubled by the small total to record a satisfying win.

v West Pymble 129 lost to West Pymble 170

We reconvened after Christmas for the first of two one-day matches at William Cowan Oval. Our performance in the field was dire with not one catch being taken. Despite the lack of assistance, Jason Tabrett (2-43), Harry Jeyalingam (3-38), Ryan Cooke (2-23) and Tony Barnes (1-24) were still able to record good bowling figures through tight line and length. Our batting never got out of second gear with only Paul Chapman (40) building a score. Daniel Tabrett (4 not out) played the best shot of the day after helping us out with a solid afternoon's fielding.

v Hackers 106 lost to Hackers 5 for 108

The second gear batting continued the following week against Hackers. Alex Dunkerley (36) and Tony Barnes (21 not out) fared best against a tight attack. Our fielding performance was at least an improvement from the previous week with the impressive Chris Anstiss leading the way. Ryan (0-21) and Harry (0-8) were economical while Mick Kelly (1-21), Jason Tabrett (2-29) and Clay Finnemore (1-12) made some inroads into the Hackers line-up. Another 20 runs might have made the difference.

v Dreggs 119 and 4-65 lost to Dreggs 181 and 5 for 90

Played at Alan Small Oval we had our chances against the eventual Premiers before falling well short in a run chase. Mick Kelly (5-40) hit peak form in this match but we were kept at bay by two very fine batsmen who scored the majority of their team's runs. Barnes (2-51) Rush (2-60) and Sabapathy (0-25) provided solid medium pace support but we badly missed another fast bowler to accompany Mick. Doug Latto (37) led our run chase receiving some support from Alex (15) and Mick (24). With a little time left in the match Dustin Fabbian (3-45) was entrusted with the new ball in the second innings. After an early pasting Dustin displayed a steady nerve to pick up three well-deserved wickets. Chasing 10 per over to win the match Shiran (17) Martin Ferrier (13 not out) and Brynley (18 not out) gave a spirited display.

v Lindfield 5 for 208 defeated Lindfield 67 and 4 for 203

Returning to William Cowan Oval everything finally clicked into place. Winning the toss and batting, Barnes (32), Nick Hand (13), Alex (11) and Brynley (11) provided a steady start to get us to 5-98. The rest of the day belonged to Harendra (53 not out) and Mick (65 not out) who put on an undefeated 111 run partnership. Defying a slow outfield and big ground they combined their trademark stroke play with diligent running between the wickets. On a balmy afternoon it made for enjoyable viewing. The following week the bowlers made short work of Lindfield. Harry Jeyalingam (2-7) set the tone with sustained pace and accuracy, allowing Barnes (4-14), Walters (2-29) and Latto (1-0) to clean up a long tail. After forcing Lindfield to follow on we soon had them 4-60 through the good work of Adam Rush (2-28), Dustin Fabbian (1-22) and Brynley (1-18). The final 20 overs belonged to the Lindfield batters however and we made no further progress.

v Winnie Blues 119 defeated Winnie Blues 115

This was easily our most impressive performance against a side that had so far dominated the competition. The opening attack of Mick Kelly (2-32) and Harry Jeyalingam (3-31) dominated a talented batting line-up through sheer persistence and calculated aggression. Rush (1-25) and Barnes (4-27) provided sound medium pace back up to ensure there was no late rally. Our positive approach to the run chase quickly paid dividends through the combined efforts of Barnes (19), Michael Cook (28), Mick Kelly (24) and Alex Dunkerley (31 not out). Thanks have to go to Mark Hughes for releasing Michael to play this match and to Michael for making the trip out.

v KP Philbys 297 drew with KP Philbys

After both openers fell for ducks, Jasan Huang (58) and Harendra Gunatilaka (69) combined for a 138 run partnership. Harendra again displayed an uncanny ability to find the gaps through a packed leg side field and his fearless hooks, pulls, drives and glances suggested considerable talent. Jasan mixed solid defence with a steady turning over of the strike, an invaluable contribution to his team. This allowed Ryan Cooke (28) and Clay Finnemore (48 not out) to unleash mayhem further down the order and got us close to 300 runs for the day. Such a position was a guaranteed drought breaker and week 2 was washed out. Philbys went on to make the final.

v Tards 146 defeated Tards 30

The unfortunate Tards copped the pounding we'd been denied administering to the Philbys. Jeyalingam (6-21) and Kelly (3-5) were in unstoppable form. Harry bowled with speed and precision. Dustin Fabbian (1-0) took one ball to finish proceedings and draw a close to our own season. Pleasingly fieldsman were starting to make their own contribution and Adam Rush stood tall with two scorching catches while Shiran demonstrated his versatility by intercepting a Jeyalingam flyer at first slip. Our seventh, and final, keeper for the season, Peter Sullivan, also chipped in with a catch. Earlier in the afternoon Jason Tabrett (52) starred with an accomplished opening display that featured agile running between the wickets and well-timed strokes. Barnes (25) and Jeyalingam (15) provided good support.

N.S.C.A. (C GRADE NORTH) STATISTICS 2003-04**BATTING AVERAGES**

Batsman	Mat.	Inn.	N.O.	H.S.	Runs	Average	Catches
H. Gunatilaka	5	5	2	69	181	60.33	1
A. Dunkerley	8	10	3	36x	182	26.00	2
M. Kelly	11	15	2	75	274	21.08	2
S. Sabapathy	8	9	1	57	130	16.25	5
T. Barnes	12	12	1	50	169	15.36	6

ALSO BATTED (Less than 100 Runs)

Batsman	Mat.	Inn.	N.O.	H.S.	Runs	Average	Catches
C. Finnemore	2	2	1	48x	56	56.00	-
K. Gupta	1	1	-	47	47	47.00	-
C. Ying	1	2	1	38	38	38.00	-
M. Ferrier	1	2	1	13x	24	24.00	1
D. Michie	1	1	-	22	22	22.00	1
P. Chapman	2	2	-	40	43	21.50	-
M. Cooke	2	2	-	28	42	21.00	-
A. Gleeson	2	3	1	22	41	20.50	2
J. Tabrett	5	4	1	52	61	20.33	-
J. Huang	3	4	-	58	73	18.25	-
G. Jackson	4	5	1	32	71	17.75	3
R. Cooke	3	3	-	28	34	11.33	1
B. Walters	9	10	1	18x	79	8.78	1
H. Jeyalingham	9	6	1	15	42	8.40	-
S. Smith	3	4	1	9	24	8.00	3
D. Latto	7	7	-	37	52	7.43	3
R. Amerasinghe	1	1	-	7	7	7.00	-
H. Hassan	2	3	-	14	18	6.00	-
B. Shamgar	2	4	1	6	17	5.67	-
C. Dowel	1	2	-	8	11	5.50	-
N. Hand	5	5	1	13	20	5.00	-
A. Rush	9	7	1	6	25	4.17	3
M. Karlekar	2	4	-	9	14	3.50	-
P. Sullivan	2	2	-	5	7	3.50	1
A. Saeed	1	2	-	5	6	3.00	-
D. Lee	7	7	2	9	12	2.40	2
M. Miles	1	2	-	4	4	2.00	-
D. Fabbian	6	4	1	1x	1	0.33	1
C. Anstiss	1	1	-	0	0	0.00	-
R. Khan	1	1	-	0	0	0.00	-
D. Tabrett	1	1	1	4x	4	****	-

BOWLING AVERAGES

Bowler	Overs	Maidens	Runs	Wickets	10 in Match	5 in Inn.	Average
H. Jeyalingham	55	11	209	18	-	1	11.61
T. Barnes	53	8	200	16	-	-	12.50
M. Kelly	92	4	336	21	-	1	16.00
J. Tabrett	38	3	171	10	-	-	17.10

ALSO BOWLED (Less than 10 Wickets)

Bowler	Overs	Maidens	Runs	Wickets	10 in Match	5 in Inn.	Average
A. Dunkerley	1	-	11	2	-	-	5.50
D. Fabbian	12.1	2	72	6	-	-	12.00
C. Finnemore	4	-	12	1	-	-	12.00
R. Cooke	15	1	44	2	-	-	22.00
A. Rush	42	4	249	8	-	-	31.13
B. Walters	14	-	94	3	-	-	31.33
A. Gleeson	8	-	48	1	-	-	48.00
S. Sabapathy	46	-	226	4	-	-	56.50
D. Latta	8.5	-	76	1	-	-	76.00
H. Gunatilaka	1	-	4	-	-	-	-
P. Chapman	1	-	12	-	-	-	-
C. Dowel	1	-	12	-	-	-	-
G. Jackson	2	-	21	-	-	-	-
N. Hand	3	-	26	-	-	-	-
D. Lee	3	-	38	-	-	-	-

NSCA C Grade North 2003-04**BEST PERFORMANCES**

<i>Batting Average</i>	H. Gunatilaka	60.33
<i>Batting Aggregate</i>	M. Kelly	274
<i>Highest Score</i>	M. Kelly	75 v Hackers
<i>Bowling Average</i>	H. Jeyalingham	11.61
<i>Bowling Aggregate</i>	M. Kelly	21
<i>Most Wickets in an Innings</i>	H. Jeyalingham	6/21 v Tards
<i>Most Wickets in a Match</i>	H. Jeyalingham	6/21 v Tards
<i>Wicket Keeping</i>		
<i>Centuries</i>	-	
<i>Highest Team Score</i>	297 v KP Philbys	
<i>Lowest Team Score</i>	64 v West Pymble	

RESULTS

<i>Played</i>	13
<i>Won Outright</i>	-
<i>Won 1st Innings</i>	4
<i>Drawn</i>	1
<i>Lost 1st Innings</i>	7
<i>Lost Outright</i>	1
<i>Position in Competition</i>	

TEAM STATISTICS**MACQUARIE****OPPONENTS**

<i>Runs Scored</i>	2109	2058
<i>Wickets Lost</i>	127	103
<i>Average per Wicket</i>	16.60	19.98

HIGHEST "N.S.C.A. C GRADE NORTH" PARTNERSHIPS 2003-04

Wicket	Batsmen		Runs		Opponent	
1	G. Jackson	32	T. Barnes	50	75	Bonnons
2	G. Jackson	22x	A. Dunkerley	36x	57x	Pigs
3	J. Huang	58	H. Gunatilaka	69	138	K.P.Philby's
4	K. Gupta	47	M. Kelly	75	87	Wanderers Hackers
5	A. Dunkerley	31x	M. Kelly	24	40	Winnie Blues
6	H. Gunatilaka	53x	M. Kelly	65x	111x	The Dream
7	H. Gunatilaka	37x	G. Jackson	5	33	Winnie Blues
8	M. Ferrier	11	M. Kelly	24	14	The Dreggs
9	C. Finnemore	48x	A. Rush	6	33	K. P. Philby's
10	C. Finnemore	48x	H. Jeyalingam	14	42	K. P. Philby's

MASTERS REPORT

Season 2003/4 saw Macquarie Masters keen to improve upon its 4th place in the previous season. We had recruited well with the addition of Steve O'Reilly, Grahame Lego and Andy Pavlov. We had also retained all players from the year before.

Despite our best efforts, after a very competitive season, we finished 5th, less than one win from first in the Masters first past the post format. We had 7 wins, 3 losses and very controversial tie, more on that later. Manly and our opponents from the tie, Kenthurst shared the Premiership.

We played Manly at Macquarie and beat them in a wonderful game. This was their first defeat in one and half seasons of Masters cricket. Unfortunately, we dropped two away games against Central Coast and Hornsby. The latter in particular was costly against a team that did not win many games.

The Masters format allows the rescheduling of washed out games. So, on the last weekend of March we lined up against Penrith for a rescheduled game at home. We were faced with a really simple equation, win the game and win the comp. It was not to be, we were well beaten by a stronger opponent on the day.

Danny McVey was Masters MVP and for the second year running was the competitions' leading wicket taker, O'Reilly was the leading run scorer. During the season Ken Dixon and Greg Brown both passed the 200 game milestone, it has been my great pleasure to play many, many games with both of them.

In May Macquarie hosted the Annual Masters Dinner in the refurbished SAM building. It was a very successful function attended by a 100 cricket tragics. Ken Dixon brought back memories of Dinners past with a sublime performance as MC.

My sincere thanks go to the Committee for their hard work and in particular a huge thank you and congratulations to Craig Edwards for his work as President over the past several years. I truly value Craig's friendship and contribution to the Club over the past 20 plus years.

My thanks to everyone who played Masters this season. I continue to play cricket for two reasons; the thrill of the game and most particularly the joy of the company of friends.

You will find several references to beer in the following report, I guess that is how we celebrate what we do. Let's do it all again next season!

Allan Mahoney

Masters Captain

MATCH REPORTS

v *Burwood* 6 for 205 defeated *Burwood* 133

Great game this cricket; well it is when you go to Rothwell, get sent in on a pitch wet at one end and come away with a solid win. The skipper continued the previous season's poor calling form and we were invited to bat following a delayed start. The side included three Masters debutantes O'Reilly, Lego, and Pavlov. Kendall and Hort got us off to a good start before Hort holed out to sub fielder McVey. Danny came to be fielding after Kendall had top edged the ball into the keeper's chin and he went off to have six stitches inserted. The first ball that Danny was on the field, Hort hit straight to him. O'Reilly played a mixture of the glorious and rusty for 40 not out. After Kendall's retirement for 40 not out, Lego followed in the same manner for 43 not out. A total of 205 on a slow wicket playing at two heights was a strong effort. The fellow with the stitches returned from the Medical Centre and opened for Burwood. He took a fondness to Dixon with (0-30) off 4 including 2 very long sixes. Once he retired wickets fell steadily under the pressure of good bowling and fielding. McVey continued last seasons fine form (4/16), Brown was tidy (2/25), Hort bowled up the hill into the wind (1/36) and Dixon returned to finish off (2/36). Pavlov showed promise for the future with two good overs. A most enjoyable day.

v *Castle Hill* 3 for 211 defeated *Castle Hill* 83

Won the toss and had no hesitation batting on a Northern Oval road. A beautiful day for cricket, blue sky and a gentle breeze. All the batters delighted in playing confidently through the ball and a sizable total was never in doubt. Hort, O'Reilly and Lego all retired with 40 not out. Castle Hill were dismissed in the 24th over for 83, Brown was the pick of the bowlers (4/27). Pavlov (1/13) continued to show promise. Whilst Castle Hill was not the strongest team we faced during the season, we played a solid all round game.

v *Central Coast* 116 lost to *Central Coast* 8 for 133

The vagaries of the Masters draw saw Macquarie tour for a second consecutive year to scenic Doyalson on the Central Coast. We were invited to field after losing the toss. Brown (3 for 20) off 10 and Hort (1 for 17) off 5 ensured we started well. With the 5th wicket falling to a run out in the 17th over and the score 41 we were well on top. However, some patient batting, good running between the wickets and some poor catching saw Central Coast to a competitive total. McVey (3 for 31) off his 10 was again reliable. The outfield was lush and boundaries very hard to score. We started solidly, 0 for 33 off 10. However we lost Kendall and O'Reilly at that score. Tidy bowling meant the run rate rose and we were put under pressure. A variety of rash shots saw us lose 6 for 28 in the final 10 overs. All out for 116. Brown, batting at number 4 was the last man out for (42) ; unfortunately no one from the middle or late order could build a partnership with him. A disappointing loss that put a dent in our aspirations for the year.

v Epping 3 for 149 defeated Epping 8 for 148

After Christmas, a 10 man Macquarie team made the short journey up Epping Rd to North Epping Oval which has been prepared Sunday morning after Saturday's 3rd Grade washout. As usual the skipper lost the toss and Epping had no hesitation batting. Pavlov, returning to the scene of 1979 final glories (two wickets in the opening over of the final, Wick are there any other survivors from that team?) took the new ball with Brown. Both were tight, but not supported by the fielders. We dropped catches all over the place and fielded like a team that had not seen a cricket ball for weeks on end. Pavlov finished with (0/12) off 5 and Brown (1/25) off 10. Mahoney made a rare bowling appearance and bowled the opener after he had offered half a dozen run out chances and catches that we failed to take. McVey, (3/39) off 10 and Howlett (0/32) off 8 both bowled well to the end of 40 overs. The ground fielding picked up and we got three run outs as Epping struggled to push the score along. Hobbs made a lightning fast stumping after a few practice goes. Out batting was a mix of excellent and woeful, the 3 wickets to fall all got ducks. The others were all not out, Kendall and Burchett opened and both retired for (40), Howlett (38 not out) and McVey (22 not out). In the end the victory was comprehensive with 5 overs to spare. Epping were excellent hosts and a couple of quiet beers were had after the game.

v Manly 7 for 155 defeated Manly 144

This was a much-anticipated clash against last year's Premiers who had not been defeated in one and a half seasons of Masters cricket. Dixon took over the tossing duties given the skipper's woeful record and the Manly skipper called incorrectly. We batted on a grassy Gwilliam deck that seamed all day. Burchett ran Kendall out in the 2nd over which brought O'Reilly to the crease. He and Burchett proceeded cautiously against a moving ball before Burchett was run out taking a 3rd, 2 for 41 in the 16th. There is a story circulating that Kendall, who had to make the umpiring call on Simon's run out, had his finger raised before the stumps were broken and the appeal made. Howlett joined O'Reilly and they pushed the score to 86 when they both lost their wickets for (35) and (32) respectively. Brown held the lower order together with a fine 40 not out. 155 for 7 was a reasonable tally given the very slow outfield but we needed early wickets to put pressure on our opponents. Quality opposition brings out the best in players and both Dixon and Brown bowled superbly. In the 10th over Kendall ran out Manly's best bat with a powerful return from the point boundary. The other Manly opener, under pressure not to be the 4th opener run out on the day, let an off cutter from Brown go and was bowled. Brown bowled out his 10 overs straight to finish with (1 for 21). McVey replaced Brown and hit his usual impeccable length and troubled all batsmen. A slice of luck went our way when their number three popped a calf muscle and retired hurt. A skied catch to Hobbs had Manly 3 for 70. A partnership formed and at 3 for 117, 39 were needed to win with 9 overs left. The game was up for grabs. Danny's perseverance finally paid off and wickets started to fall. Hobbs picked up two stumpings after having one denied to a poor piece of umpiring which led to display of temper from Hobbs and the skipper. The batsman was actually walking when he saw that he had been given not out and strolled back to the crease, Hobbs destroyed the stumps a second time, the umpire then gave him out, but changed his mind when he realised that Hobbs had not removed a stump to complete the second play. So, with his finger in the air he tells the batsman he is not out. One of the strangest non-dismissals any of us have seen. Dixon came back to bowl out his final four overs, picked up a wicket first ball of the new spell and conceded 1 run in 3 overs to finish with (1 for 13) off 9. Danny did the rest and finished with (5 for 38). In the end this was a game with a bit of everything; some quality batting from both sides, tight bowling, good fielding, a slice of controversy and a most satisfying win. At the end of the day all of the Manly lads stayed for a couple of beers to celebrate why we play the game in the first place. Great fun.

v Barker Old Boys 5 for 170 defeated Barker Old Boys 99

On a sweltering day and a team with some last minute changes, Dixon, the Team Tosser, earned his keep, lured the BOB captain into an incorrect call and sent the 9 man BOB Team into the field. A seaming Gwilliam deck presented some early challenges and both openers went cheaply, However, O'Reilly and Hort batted well and retired with 40s. Terry Luckman, in a welcome return to Masters as a last minute call up, hit some nice shots for (19) and Mahoney hung around for (22 not out). BOB got away to a brisk start but a couple of soft dismissals, both caught by the very, very late call up Payne, put the bowlers on top. Wickets then fell regularly and BOB were dismissed in the 31st over well short of the target. Pavlov bowled ten overs straight in display of stamina and finished with (4 for 31). Dixon, Hort and McVey all picked up a wicket. The game was hard going in trying conditions. Valuable points were picked up as Masters continued their climb up the ladder. My thanks to both Terry and Marty for agreeing to play when sitting at home watching the ODI may have been a more comfortable option.

v Kenthurst 155 tied with Kenthurst 155

On a sweltering day we made the long journey to Kenthurst. The skipper won the toss and batted on a hard dry deck. Mahoney and Hort began cautiously and the first wicket fell at the end of the 10th over with the score on 27. Over 11 through 20 saw the addition of only 32 runs and the loss of 3 more wickets. Brown was run out shortly after with a direct hit from side on. O'Reilly was solid and was joined by McVey who hit the ball sweetly for 23. O'Reilly got to 40 and was compelled to retire. Wickets continued to fall and at 9 for 130 in the 35th over O'Reilly came back in to join Dixon who had not batted since October. Ken struck the ball hard and finished with (16 not out) and O'Reilly, continuing excellent recent form, finished with (45 not out). We struggled to build partnerships and had no answer to the bowling of Kenthurst's 75-year-old slow bowler who finished with 5 for 45 off 9 overs. Kenthurst's fielding was excellent by any standard, even more so considering the oppressive conditions. Still, 155 was a competitive score. We opened as usual with Dixon (2 for 34) and Brown (3 for 27) who both bowled with great control. Kenthurst's form bat had been dismissed as wickets fell regularly and at 5 for 72 in the 22nd over we seemed to be on track for a win. However, a solid partnership formed between 2 left handers, our fielding dropped off a bit in the heat and the Kenthurst' lads were back in the game supported by vigorous barracking from their team mates. The pendulum swung, with 3 more wickets, and at 8 for 123 in 33rd over we fancied our chances again, but one of the hard-hitting left-handers was still there. A combination of slogs, snicks and fabulous strokes saw Kenthurst get to 8 for 146 with 2 overs to go. McVey (1 for 46 off 9) was replaced and Payne bowled an excellent 2nd last over for 3 runs. To add another twist the left-hander had to retire 40 not out at the end of the 39th over. Dixon has to bowl the final over, Kenthurst are 8 down for 149, 10 and 11 at the crease, one a new batsman, with a retiree to come back in if needed. They need 7 to win, 6 to tie, we either need two wickets or keep their scoring to 5 or less. Final over pans out; 1, 1 and a run out and the left-hander comes back in, dot, 2, dot. Last ball, left-hander on strike, they need 3 to win, 2 to tie, we need to restrict the scoring to a single or get a wicket. You play cricket (or sport for that matter) for moments like this, a great build up to the last ball of the day, result in the balance. Whichever way it goes, it has been a great game. *What happens?* You could not have scripted it, the Kenthurst umpire calls Dixon for a no ball, batsmen scurry through for a single, fail to keep their wits about them, think about a 2nd and number 11 is thankfully run out. Game tied. The spell is broken; to a man we are seething. Dixon, who can tell you the details of the only no ball he has bowled for MUCC in 20 plus seasons, threatens the ump and we all storm off. Now, of course, it is possible Ken bowled a no ball, but in my view the probability is so low that one rapidly discards the idea. No one was looking, so it is up to the ump. If it clearly was a no ball, well, a good and gutsy call. If not, *why bother playing?* When you get to our age one of the reasons you play is to uphold the honour and traditions of the game on both a personal and team level. I saw no

evidence of that in the way this game was concluded. So, instead of sharing a beer with the Kenthurst lads, and recounting what a fiercely contested and good spirited game had been played, we went home. We should have been celebrating O'Reilly's knock, their left-handers' knocks, and the joy of watching an old stager, passionate about the game, weaving his magic. Pity it was not so, how disappointing. PS. In his speech at the Masters Dinner in May to accept their share of the premiership, Bruce Fraser, the Kenthurst skipper, began by saying the team is dealing with its embarrassment and the ump (who I won't name) is still under treatment. I thanked him for his honesty. Whilst the result ultimately did not affect our position in the comp, it was the most bizarre end to a game in my experience.

v Parramatta 4 for 106 defeated Parramatta 105

This was a game rescheduled from a November wash out. With 10 men we took on Parramatta who we had failed to defeat in two previous encounters. The skipper lost the toss and Parra batted on an unused deck. They got off to a good start and were 0 for 27 after 7. Dixon picked up one opener with a well thought out piece of bowling caught sharply by Howlett in the gully and three balls later bowled number 3. McVey picked up the skipper with his second ball and wickets fell regularly, Parra 6 for 104 in the 31st. Danny picked up 3 for none in his last over and Howlett the last wicket in the next over after an inspired piece of field placement by Luckman. Parra had collapsed to be all out 105. Dixon (2/14), Hort (1/22), Mahoney (1/11), Howlett (1/50 and McVey again outstanding (4/21). Chasing a modest total we began poorly losing Hort cheaply, Kendall (21), Howlett (35), Mahoney (23) and McVey (18 not out) saw us home in 28 overs to a comfortable victory. Parramatta stayed and enjoyed a beer afterwards. A nice change following the unpleasantness the previous week against Kenthurst.

v Hornsby 129 lost to Hornsby 6 for 130

We travelled to Berowra and having won the toss elected to make first use a rock hard deck. Started well with both Hort and Kendall looking solid. Lost Kendall and then O'Reilly quickly, Hort was dismissed just short of 40. We failed to form a partnership of any note and eventually panicked. We were dismissed for a very ordinary 129. Hornsby batted well, in particular their number 3 who retired with 40 not out. Try as we might this was not a game for us. It was a loss that cost us a lot in the final wash up.

v Warringah 3 for 135 defeated Warringah 9 for 133

At home again the captain maintained his impeccable record of losing the toss and Warringah had no hesitation batting. We went into this game with three regular bowlers missing. However others filled the gap and got the job done. Payne (2/21) off 10 opened and generated good pace, he picked up the first wicket early with a fine one handed grab by Hobbs. Fellow opener Hort (0/14) off 5 swung the ball considerably and was unlucky not to pick up a wicket or two. First change Pete Clark (1/24) off 5, filling in after an absence of two years got the other opener lbw after a long and emotional appeal. Payne bowled number three and we were on top at 3 for 48. A partnership developed until McVey came on in the 21st over. In his second over he picked up the dangerous number 3 for 39, one short of the retirement score, well caught by O'Reilly at mid-off. Danny mesmerised the following batsmen, two lobs to mid-wicket caught by Payne, a well-struck full toss grabbed by a diving Mahoney at mid-wicket. A skied catch behind slip to Hort. Howlett chipped in with a wicket in his first over and Warringah were 9 for 111 in the 33rd over. Danny needed one more wicket for 6 for and a pewter (the Club won't give him one for 5 for in 10 overs). Try as we might 10 and 11 could not be dismissed and put on an unbroken 22 for the last wicket. Danny finished with (5 for 22), his second 5-wicket haul for the season. Warringah's bowling in the first 20 overs was either tight or down the leg-side. Burchett went early lbw, (Simon unhappy, some things never change). O'Reilly went in the 19th over and we had progressed slowly to 2 for 43. Mahoney and Hort pushed the run rate up, Hort very focussed after Mahoney had nearly run him out twice. Bruce retired with a strong (41). Mahoney (37 not out) and Howlett (16 not out) saw us to a win in the 36th over. A good win that saw us still in contention.

v Penrith 89 lost to Penrith 3 for 90

Hosting Penrith, our final game of the year, saw us presented with a simple proposition; a win would see us as Premiers in the Masters' first-past-the-post format. The skipper won his second toss of the season and we batted on a hard deck with some grass and a very, very slow outfield. Penrith, who were one of four teams still in contention, bowled straight, hit the deck hard and fielded well. We lost our first wicket at 15 and were 6 for 44 at one stage, the only partnership of note was 37 for the 8th wicket by Mahoney and Chris Luckman. We were dismissed for 89 in the 40th over. Mahoney batting at 3 grafted (36 not out), of the rest only Luckman and O'Reilly got double figures. Only one 4 was hit. Payne and Dixon opened and bowled well but were not supported by the field; we dropped half a dozen mostly difficult chances. As a consequence we could not put any pressure on their batters and they passed us comfortably in the 30th over. A disappointing effort considering what was in prospect; we never really got into the game at any stage. We had a BBQ afterwards and a few beers to reflect on what had been a most enjoyable season with a great bunch of blokes.

MASTERS STATISTICS 2003-04**BATTING AVERAGES**

Batsman	Mat.	Inn.	N.O.	H.S.	Runs	Average	Catches
S. O'Reilly	9	9	4	45x	229	45.80	5
B. Hort	9	9	3	41	214	35.67	2
C. Kendall	8	8	2	40	183	30.50	1
N. Howlett	7	7	2	38x	149	29.80	2
A. Mahoney	11	11	4	37x	146	20.86	3
D. McVey	10	8	3	23	111	22.20	1
G. Brown	7	6	1	42	110	22.00	1
S. Burchett	6	6	1	40	101	20.20	1

ALSO BATTED (Less than 100 Runs)

Batsman	Mat.	Inn.	N.O.	H.S.	Runs	Average	Catches
K. Dixon	7	5	3	16x	29	14.50	1
C. Edwards	1	1	-	14	14	14.00	-
S. Gasser	1	1	-	12	12	12.00	-
T. Luckman	4	3	-	19	31	10.33	1
C. Luckman	3	2	-	16	19	9.50	1
C. Anderson	1	1	-	9	9	9.00	-
A. Pavlov	8	4	2	5x	15	7.50	1
G. Hobbs	10	6	2	13	23	5.75	7 + 3 stp.
D. Knock	1	1	-	5	5	5.00	-
D. Hall	6	4	-	6	9	2.25	-
M. Payne	6	4	-	5	5	1.25	8
M. Schaafsma	1	1	-	0	0	0.00	-
G. Lego	2	2	2	43x	83	****	2

BOWLING AVERAGES

Bowler	Overs	Maidens	Runs	Wickets	5 in Inn.	Average
D. McVey	82.4	18	269	30	2	8.97
G. Brown	70	19	162	14	-	11.57
K. Dixon	58	13	170	10	-	17.00

ALSO BOWLED (Less than 10 Wickets)

Bowler	Overs	Maidens	Runs	Wickets	5 in Inn.	Average
A. Mahoney	10	-	45	2	-	22.50
N. Howlett	24.3	2	91	4	-	22.75
B. Hort	49	4	187	8	-	23.38
M. Payne	35.3	4	120	5	-	24.00
P. Clark	5	-	24	1	-	24.00
A. Pavlov	36	5	135	5	-	27.00
S. Burchett	3	-	13	-	-	*****
S. O'Reilly	9	-	41	-	-	*****
C. Edwards	4	-	18	-	-	*****
D. Knock	4	-	22	-	-	*****

MASTERS GRADE 2002-03**BEST PERFORMANCES**

<i>Batting Average</i>	S. O'Reilly	45.80
<i>Batting Aggregate</i>	S. O'Reilly	229
<i>Highest Score</i>	S. O'Reilly	45 not out
<i>Bowling Average</i>	D. McVey	8.97
<i>Bowling Aggregate</i>	D. McVey	30
<i>Most Wickets in an Innings</i>	D. McVey	5/22 v Warringah 5/38 v Manly
<i>Wicket Keeping</i>	G. Hobbs	7 catches + 3 stp.
<i>Centuries</i>	-	
<i>Highest Team Score</i>	2/211 v Castle Hill	
<i>Lowest Team Score</i>	89 v Penrith	

RESULTS

<i>Played</i>	11
<i>Won</i>	7
<i>Tied</i>	1
<i>Lost</i>	3
<i>Position in Competition</i>	3rd

TEAM STATISTICS

Runs Scored
Wickets Lost
Average per Wicket

MACQUARIE

1621
69
23.49

OPPONENTS

1354
94
14.40

RECORDS**THIRD GRADE****LEADING RUN GETTERS**

BATSMAN	YEARS	MT.	INN.	N.O.	H.S.	RUNS	AV.	100s	50s	0s
C. Welsby	1979-85	52	64	3	108	1,513	24.80	1	5	5
A. Mahoney	1979-85	64	76	2	123	1,242	16.78	1	3	7
A. Monaghan	1981-83	25	28	3	189	1,011	40.44	3	1	1
J. Giuffre	1979-82	37	39	3	108	924	25.57	1	4	4
C. Gold	1979-85	68	68	8	78	805	13.41	-	2	10
A. Lindsay	1982-84	28	33	4	76	732	25.24	-	4	2
G. Lego	1979-82	38	47	6	49	728	17.76	-	-	1
P. Jirman	1979-83	20	25	2	76	684	29.73	-	3	-
B. Jones	1980-85	21	24	2	80	570	25.91	-	4	1
S. O'Reilly	1983-85	21	23	2	72x	550	26.19	-	3	2

MOST RUNS IN A SEASON

A. Monaghan 771 1982-83

CENTURIES FOR (6)

189	A. Monaghan	Balmain	1982-83
150x	A. Monaghan	Manly	1982-83
137	A. Monaghan	Uni of NSW	1982-83
123	A. Mahoney	Petersham	1984-85
108	J. Giuffre	Penrith	1979-80
108	C. Welsby	Petersham	1983-84

LEADING WICKET TAKERS

BOWLER	YEARS	MT.	OVERS	MDS.	RUNS	WKTS.	AV.	5 IN 10 IN		
								INN.	MT.	BEST
L. Ager	1979-85	60	1,123.4	292	2,816	143	19.69	6	-	6/30
J. Steenkamp	1979-84	36	622.1	140	1,790	85	21.05	2	-	5/40
M. Denny	1980-83	45	691.3	181	1,702	84	20.26	3	-	5/18
G. Craighead	1979-85	32	587.5	146	1,645	77	21.36	4	-	5/25
G. Gold	1979-85	68	445.1	126	1,085	70	15.50	3	1	7/25
A. Lindsay	1982-84	28	381.1	73	1,174	69	17.01	3	-	6/60
B. King	1982-85	30	494.4	120	1,385	66	20.98	1	-	5/78

MOST WICKETS IN A SEASON

L. Ager 45 1979-80

TEN OR MORE WICKETS IN A MATCH

C. Gold 10/58 Waverley 1981-82

SEVEN OR MORE WICKETS IN AN INNINGS

C. Gold 7/25 Waverley 1981-82

FIELDING STATISTICS**MOST DISMISSALS**

FIELDER	YEARS	MT.	CTCH.	STP.	TOTAL
C. Gold	1979-85	68	51	3	54
P. Dignan	1981-82	15	37	3	40
P. Jirman	1979-83	20	23	5	28

MOST DISMISSALS IN A SEASON

P. Dignan	1981-82	15	37	3	40
-----------	---------	----	----	---	----

MOST MATCHES IN THIRD GRADE

C. Gold	68
A. Mahoney	64
L. Ager	60
C. Welsby	52

TEAM STATISTICS

YEARS OF COMPETITION 1979-85

PREMIERSHIPS -

SCORES OF 300 OR MORE IN AN INNINGS

9/330	Balmain	1982-83
8/318	Gordon	1983-84
7/309	Petersham	1983-84

LOWEST TEAM SCORE IN A COMPLETED INNINGS

36 Penrith 1980-81

RECORD PARTNERSHIPS THIRD GRADE

WICKET	BATSMEN		RUNS	OPPONENT	
1	B. Jones (73)	P. Dignan (54)	124	Balmain	1981-82
2	C. Welsby (68)	P. Jirman (76)	125	Sydney	1980-81
3	A. Monaghan (150x)	W. Folkard (35)	194	Manly	1982-83
4	A. Monaghan (189)	C. Gardoll (17)	94	Balmain	1982-83
5	J. Giuffre (81)	W. Folkard (33)	108	Manly	1981-82
6	J. Giuffre (51)	P. Dignan (32)	68	Mosman	1980-81
7	A. Lindsay (69)	D. Scotter (18)	83	Manly	1983-84
8	C. Gold (78)	P. Walker (45x)	119	Gordon	1983-84
9	M. Denny (32)	A. Lindsay (31x)	62	Western Suburbs	1982-83
10	M. Leslie (20x)	J. Steenkamp (31x)	55x	Manly	1979-80

FOURTH GRADE**LEADING RUN GETTERS**

BATSMAN	YEARS	MT.	INN	N.O.	H.S.	RUNS	AV.	100s	50s	0s
M. Denlow	1979-85	60	74	1	110	1,579	21.63	1	9	8
P. Garty	1979-85	55	65	6	75	857	14.52	-	2	13
M. Adcock	1979-85	39	50	1	104	847	17.28	1	2	8
A. Mahoney	1979-85	24	30	1	80	748	25.79	-	5	3
M. Schaafsma	1981-85	28	37	4	81	614	18.60	-	2	2
A. Corish	1980-83	36	39	7	61	562	17.56	-	1	3
C. Gold	1979-85	21	24	2	91	532	24.18	-	3	3

MOST RUNS IN A SEASON

C. Welsby	479	1982-83
-----------	-----	---------

CENTURIES FOR (7)

113	I. Harding	Sydney	1980-81
110	M. Denlow	Uni of NSW	1979-80
105	D. McVey	Balmain	1984-85
104	M. Adcock	Mosman	1982-83
104	S. Baker	N. Sydney	1980-81
102x	P. Cummins	Northern Districts	1980-81
100x	G. Lego	Sydney	1981-82

LEADING WICKET TAKERS

BOWLER	YEARS	MT.	OVERS	MDS.	RUNS	WKTS	AV.	5 IN 10 IN		
								INN.	MT.	BEST
G. Craighead	1979-85	45	782.4	160	2,357	133	17.72	8	2	8/14
L. Ager	1982-85	28	620.1	146	1,585	94	16.86	8	-	8/34
M. Leslie	1979-82	35	472	111	1,002	67	20.28	3	-	6/74

MOST WICKETS IN A SEASON

G. Craighead	59	1981-82
--------------	----	---------

TEN OR MORE WICKETS IN A MATCH

G. Craighead	11/67	Western Suburbs	1981-82
G. Craighead	10/79	Manly	1982-83

SEVEN OR MORE WICKETS IN AN INNINGS

G. Craighead	8/14	Western Suburbs	1981-82
G. Craighead	8/33	Sydney Uni	1981-82
L. Ager	8/34	Gordon	1983-84
S. Wiblin	7/81	Randwick	1980-81
L. Ager	7/84	Randwick	1984-85

FIELDING STATISTICS**MOST DISMISSALS**

FIELDER	YEARS	MT.	CTCH.	STP.	TOTAL
P. Garty	1979-85	55	48	8	56
C. Kendall	1981-82	12	18	4	22
G. Craighead	1979-85	45	22	-	22

MOST DISMISSALS IN A SEASON

C. Kendall	1981-82	12	18	4	22
------------	---------	----	----	---	----

MOST MATCHES IN FOURTH GRADE

M. Denlow	60
P. Garty	55
G. Craighead	45

TEAM STATISTICS

YEARS OF COMPETITION 1979-85

PREMIERSHIPS -

SCORES OF 300 OR MORE IN AN INNINGS

9/379	Balmain	1981-82
8/316	Sydney Uni	1982-83
7/310	Sydney	1981-82
9/300	Petersham	1984-85

LOWEST TEAM SCORE IN A COMPLETED INNINGS

39 Bankstown 1984-85

RECORD PARTNERSHIPS FOURTH GRADE

WICKET	BATSMEN		RUNS	OPPONENT	
1	M. Denlow (110)	B. Jones (38)	163	UNSW	1979-80
2	G. Lego (100x)	A. Mahoney (74)	127	Sydney	1981-82
3	G. Lego (67)	A. Monaghan (91)	122	Sutherland	1981-82
4	G. Bleus (45)	B. Wickham (53x)	100	U.NSW	1979-80
5	P. Cummins (102x)	A. Liuzzo (55x)	167x	Nth Districts	1980-81
6	D. McVey (105)	P. Walker (45)	109	Balmain	1984-85
7	A. Lindsay (47)	A. Corish (61)	116	Penrith	1981-82
8	A. Corish (46)	G. McFadden (50x)	67	Balmain	1981-82
9	M. McGinnity (56)	J. Geraghty (55)	98	Gordon	1983-84
10	S. Wiblin (41)	A. Corish (17x)	61	Sutherland	1982-83

108	G. Brown	Pennant Hills	1988-89
108	G. Gavin	Epping	1990-91
108	I. Blyth	Baulkham Hills	1991-92
106x	P. Bourke	Pennant Hills	1977-78
106x	A. Monaghan	Lindfield	1996-97
105	P. Bourke	Bexley	1977-78
105	G. Brown	Roseville	1988-89
105	A. Monaghan	Auburn	1995-96
102x	S. O'Reilly	Pennant Hills	1989-90
102x	J. Breden	Blacktown	1994-95
102	P. Cornock	Lane Cove	1980-81
101x	N. Castle	Pennant Hills	1975-76
101x	P. Saliba	Lane Cove	2001-02
100x	B. Van Zuylen	Auburn	1980-81
100x	G. Gavin	Pennant Hills	1990-91
100	C. Gold	Roseville	1978-79
100	P. Saliba	Auburn	2000-01

LEADING WICKET TAKERS

BOWLER	YEARS	MT.	OVERS	MDS.	RUNS	WKTS.	AV.	5 IN 10 IN		
								INN.	MT.	BEST
D. Webb	1991-	172	2,704.4	766	6,517	440	14.81	19	5	7/10
D. Budge	1991-	159	1,465.5	422	5,167	263	19.64	7	-	6/47
W. Folkard	1978-	172	1,707.3	368	5,166	234	22.07	8	-	6/41
P. Notaras	1985-	132	1,511.2	347	4,215	218	19.33	6	-	8/52
P. Miller	1973-80	70	898.5	187	2,697	175	15.41	7	-	7/25
L. Ager	1976-87	47	680.4	129	2,067	141	14.65	10	2	8/17
C. Edwards	1985-	102	1,128.3	272	3,278	138	23.75	6	-	8/57
G. Brown	1987-	63	730	150	2,245	113	19.86	6	-	7/58
B. Rounds	1997-	70	700.3	167	2,042	109	18.73	1	-	5/60
G. Frankish	1973-77	48	488	91	1,599	92	17.38	2	-	7/39
S. Wiblin	1975-86	57	501	72	1,910	78	24.48	3	-	8/71
A. Davies	1985-91	34	529.5	115	1,513	75	20.17	2	-	6/27
P. Murphy	1991-95	43	558	194	1,219	74	16.47	-	-	4/10
T. Lockett	1984-91	55	592.4	127	1,734	70	24.77	2	-	7/38
D. Deller	1993-97	34	398.2	94	1,174	64	18.34	1	-	6/25
D. Smith	1995-	38	355.4	70	1,076	59	18.23	1	-	5/13
B. Clifton	1973-75	29	285.4	47	923	58	15.91	-	-	4/17

MOST WICKETS IN A SEASON

D. Webb	67	1995-96
---------	----	---------

TEN OR MORE WICKETS IN A MATCH

P. Miller	12/46	Warringah	1978-79
L. Ager	12/90	Roseville	1976-77
D. Webb	11/32	Epping	1996-97
D. Webb	11/65	Strathfield	1999-00
L. Ager	10/38	Warringah	1977-78
D. Webb	10/42	Pennant Hills	1995-96
D. Webb	10/70	Lane Cove	1995-96
D. Webb	10/71	Canterbury	1995-96

SEVEN OR MORE WICKETS IN AN INNINGS

L. Ager	8/17	Roseville	1976-77
P. Notaras	8/52	Lindfield	1995-96
C. Edwards	8/57	Lane Cove	1989-90
S. Wiblin	8/71	Burwood	1978-79
D. Webb	7/10	Epping	1996-97
P. Miller	7/25	Warringah	1978-79
D. Webb	7/35	Canterbury	1995-96
T. Lockett	7/38	Bexley	1988-89
G. Frankish	7/39	Epping	1975-76
M. Buzacott	7/43	Warringah	1981-82
G. Frankish	7/46	Pennant Hills	1975-76
P. Miller	7/58	Lindfield	1975-76
G. Brown	7/58	Lindfield	1988-89

HAT TRICKS

S. Wiblin	Roseville	1975-76
M. Buzacott	Warringah	1981-82

FIELDING STATISTICS**MOST DISMISSALS**

FIELDER	YEARS	MT.	CTCH.	STP.	TOTAL
G. McFadden	1991-98	75	124	18	142
P. Lenard	1986-96	73	112	21	133
A. Faulks	1973-79	59	97	5	102
D. Webb	1991-	172	78	-	78
C. Fernandes	1998-	39	68	3	71
P. Notaras	1985-	132	62	-	62
S. O'Reilly	1985-93	114	51	-	51
J. Breden	1990-	124	51	-	51
W. Folkard	1978-	172	47	-	47
G. Lego	1985-	84	44	-	44
I. Blyth	1981-95	126	42	-	42
P. Saliba	1994-	86	41	-	41
A. Stanwell	1996-00	19	37	1	38
D. Budge	1991-	159	38	-	38
B. Rounds	1997-	70	35	-	35
C. Edwards	1985-	101	35	-	35
A. Monaghan	1993-98	55	31	1	32
P. Garty	1979-86	33	23	2	25
P. Miller	1973-83	70	25	-	25
C. Kendall	1981-96	45	23	2	25
G. Brown	1987-	63	25	-	25
G. Gavin	1990-94	44	24	-	24
P. Murphy	1991-95	43	24	-	24
S. Ross	1996-	28	23	-	23
S. Wiblin	1975-86	57	22	-	22
C. Welsby	1977-89	45	20	-	20

MOST DISMISSALS IN A SEASON

G. McFadden	1995-96	14	32	1	33
-------------	---------	----	----	---	----

MOST MATCHES IN 1ST GRADE SHIRES

D. Webb	172	G. McFadden	75
W. Folkard	172	P. Lenard	73
D. Budge	159	P. Miller	70
P. Notaras	132	B. Rounds	70
I. Blyth	126	G. Brown	63
J. Breden	124	A. Faulks	59
S. O'Reilly	114	S. Wiblin	57
C. Edwards	102	T. Lockett	55
P. Saliba	86	A. Monaghan	55
G. Lego	84		

TEAM STATISTICS

YEARS OF COMPETITION 1973-

PREMIERSHIPS (1) 1995-96

SCORES OF 300 OR MORE IN AN INNINGS

9/355	Roseville	1979-80
6/352	Bexley	1991-92
7/348	Lindfield	2003-04
348	Epping	2001-02
4/345	Auburn	1996-97
5/328	Lindfield	1990-91
2/342	Canterbury	1990-91
8/319	Epping	1990-91
5/317	Auburn	1993-94
9/316	Auburn	1998-99
8/313	Holroyd	1999-00
9/313	Baulkham Hills	1993-94
5/309	Baulkham Hills	1990-91
9/306	Auburn	1995-96

LOWEST TEAM SCORE IN A COMPLETED INNINGS

44	Auburn	2003-04
----	--------	---------

HEAD-TO-HEAD

Opponent	Won Out	Won 1st	Draw	Tie	Lost 1st	Lost Out	No Res
Auburn	-	15*	5	-	11	1	-
Bexley	-	8	8	-	11	-	1#
Blacktown	-	6*	-	-	2	-	-
Burwood	-	7	8	1	16	1	-
Canterbury	1	13	6	-	8	-	1#
Georges River ##	1	3	-	-	3	-	-
Epping	1	8	7	-	14	1	-
Hills District ^	1	9	3	-	4	-	-
Holroyd ~	1	10	1	-	16	1	-
Holroyd Hills**	-	1	-	-	3	-	-
Lane Cove	4+	12	8	-	11	1	-
Lindfield	1+	7	10	-	16	5	-
Pennant Hills	5	9	4	-	13	1	-
Roseville	-	7	8	-	18	3	-
Ryde-Balmain	1	2	1	-	2	-	-
Southern Districts	-	2	-	-	-	-	-
South Sydney @	1	2	-	-	5	-	-
Strathfield	1	5	-	-	15	-	-
Warringah	2	10	3	-	16	1	-

+ Match lost 1st innings but won outright

* Match won 1st innings but lost outright

Match lost 1st innings but declared no result

~ Holroyd known as Wentworthville pre 1992-93

^ Hills District known as Baulkham Hills 1984-96

@ South Sydney known as South East Sydney 1994-97

** Holroyd Hills since 2000-01

Georges River known as Canterbury-Bexley 1997-02

RECORD PARTNERSHIPS 1ST GRADE SHIRES

WICKET	BATSMEN		RUNS	OPPONENT			
1	G. Brown	(108)	G. Lego	(58)	149	Pennant Hills	1988-89
2	P. Notaras	(133x)	S. O'Reilly	(118x)	261x	Warringah	1990-91
3	P. Notaras	(201x)	S. O'Reilly	(82x)	258x	Canterbury	1990-91
4	P. Procopis	(125x)	P. Saliba	(101x)	168x	Lane Cove	2001-02
5	S. O'Reilly	(122)	G. Gavin	(70)	178	Bexley	1991-92
6	G. Gavin	(108)	J. Breden	(113)	184	Epping	1990-91
7	P. Notaras	(118x)	B. King	(56)	137	Pennant Hills	1985-86
8	D. Webb	(53)	T. Clough	(36)	93	Auburn	2002-03
9	C. Pedavoli	(59)	C. Edwards	(85)	85	Lindfield	1986-87
10	P. Smith	(32x)	D. Baker	(50)	81	Canterbury	1982-83

2ND GRADE SHIRES**LEADING RUN GETTERS**

BATSMAN	YEARS	MT.	INN.	N.O.	H.S.	RUNS	AV.	100s	50s	0s
T. Dorrell	1996-	87	103	7	124	2,353	24.51	2	8	13
G. Brown	1987-	105	100	21	100x	2,305	29.17	1	10	9
C. Welsby	1976-92	92	101	9	138x	2,248	24.38	2	11	7
G. Lego	1987-	65	62	17	109x	1,984	44.08	2	12	2
B. Hort	1988-	63	65	9	113x	1,720	30.71	2	8	3
A. Mahoney	1978-	81	78	3	120	1,494	19.92	1	7	10
M. Denlow	1974-89	71	82	4	84	1,431	18.34	-	2	5
K. Dixon	1985-99	92	75	15	91	1,283	21.38	-	4	8
S. Burchett	1980-	75	78	11	54	1,269	18.94	-	2	4
D. Folkard	1988-	66	65	7	82	1,157	19.94	-	5	2
I. Jessup	1985-92	27	26	6	129x	1,133	56.65	2	8	2

MOST RUNS IN A SEASON

T. Ritchie	448	1991-92
------------	-----	---------

CENTURIES FOR (21)

143x	J. Breden	Lane Cove	1997-98
138x	C. Welsby	Strathfield	1987-88
129x	I. Jessup	Pennant Hills	1990-91
124	T. Dorrell	Strathfield	1996-97
123x	P. Duck	Lane Cove	1977-78
120	A. Mahoney	Canterbury	1986-87
120	B. Croke	Roseville	1973-74
117	G. Bleus	Bexley	1977-78
116	T. Dorrell	Holroyd	1997-98
113x	B. Hort	Epping	1990-91
111	C. Savage	Burwood	2003-04
109x	G. Lego	Roseville	1992-93
109	M. Walker	Burwood	2001-02
106	T. Crosby	Lane Cove	1979-80
106	B. Hort	Epping	1992-93
102	P. Cornock	Canterbury	1979-80
101x	J. Wickham	Bexley	1976-77
100x	I. Jessup	Epping	1991-92
100x	G. Brown	Pennant Hills	1993-94
100	C. Welsby	Bexley	1977-78
100	G. Lego	Lindfield	1988-89

LEADING WICKET TAKERS

BOWLER	YEARS	MT.	OVERS	MDS.	RUNS	WKTS.	AV.	5 IN 10 IN		
								INN	MT	BEST
G. Brown	1987-	105	1,675.3	432	4,392	269	16.32	16	1	7/33
K. Dixon	1985-99	92	1,131.1	302	2,830	154	18.37	5	-	6/49
M. Leslie	1975-79	39	516.7	78	1,661	109	15.23	8	2	7/43
B. Brien	1989-96	48	684.2	158	1,910	100	19.10	4	-	9/63
A. Slattery	1994-99	51	660.5	135	2,046	93	22.00	2	-	5/32
B. Vagg	1973-79	41	503.4	102	1,544	84	18.38	3	-	6/33
W. Folkard	1976-	69	451.2	90	1,502	82	18.31	2	-	5/26
M. Smith	1987-97	47	594.1	101	1,885	82	22.98	5	-	7/68
A. Hercus	1975-79	27	359.2	48	1,320	77	17.14	5	-	6/72
A. Davies	1985-94	27	492.2	109	1,279	70	18.27	4	-	6/38
M. Wormell	1976-83	36	342.1	63	1,138	66	17.24	2	-	6/43
D. Baker	1979-85	31	423.1	76	1,278	62	20.61	2	-	6/64
R. Najdzion	1985-89	44	450.3	87	1,360	62	21.93	1	-	5/22
D. Deller	1991-98	39	495.4	138	1,277	61	20.11	1	-	5/37
D. Lewis	1973-87	27	354.1	61	1,070	57	18.77	2	1	7/25
D. Smith	1995-	33	368.3	79	1,068	54	19.77	1	-	5/78
M. Ramsland	1992-94	25	376.2	104	974	52	18.73	2	-	7/47
E. O'Connor	1975-78	25	212.4	34	711	51	13.94	1	-	8/33

MOST WICKETS IN A SEASON

G. Brown 49 1997-98

TEN OR MORE WICKETS IN A MATCH

G. Brown	11/64	Lane Cove	1990-91
C. Cole	11/90	Epping	1979-80
M. Leslie	11/107	Wentworthville	1975-76
P. Notaras	10/45	Lindfield	1986-87
M. Leslie	10/56	Pennant Hills	1976-77
D. Lewis	10/56	Pennant Hills	1985-86

SEVEN OR MORE WICKETS IN AN INNINGS

B. Brien	9/63	Roseville	1991-92
C. Cole	8/29	Epping	1979-80
E. O'Connor	8/33	Ryde-Balmain	1975-76
G. Hargreaves	8/34	Roseville	1974-75
J. Breden	8/48	Burwood	1990-91
S. Baker	8/64	Roseville	1981-82
D. Lewis	7/25	Pennant Hills	1985-86
P. Notaras	7/26	Lindfield	1986-87
K. Keegan	7/33	Lindfield	1986-87
G. Brown	7/33	Lane Cove	1990-91
M. Leslie	7/43	Lane Cove	1978-79
D. Lewis	7/44	Canterbury	1985-86
M. Ramsland	7/47	Burwood	1993-94
G. Brown	7/67	Auburn	2000-01
M. Smith	7/68	Epping	1994-95

HAT TRICKS

C. Pedavoli	Bexley	1993-94
J. Young	South Sydney	1998-99

FIELDING STATISTICS**MOST DISMISSALS**

FIELDER	YEARS	MT.	CTCH.	STP.	TOTAL
B. Yeo	1986-91	43	64	17	81
P. Wheeler	1992-97	41	48	17	65
T. Dorrell	1996-	87	64	-	64
C. Fernandes	1997-	32	44	5	49
G. Brown	1987-	105	45	-	45
S. Burchett	1980-	77	42	-	42
D. Folkard	1988-	66	38	-	38
C. Welsby	1976-92	92	36	-	36
A. Mahoney	1978-	81	35	-	35
G. Lego	1987-	65	34	-	34
B. Hort	1988-	63	31	-	31
R. Cann	1997-	49	31	-	31
A. Stanwell	1994-00	17	21	8	29
W. Folkard	1976-	69	29	-	29
J. Wickham	1975-84	42	24	-	24
D. Craig	1983-89	29	21	2	23
M. Wormell	1976-83	48	23	-	23
M. O'Keefe	1989-99	47	23	-	23
S. Gasser	1998-	28	21	-	21
K. Dixon	1985-99	92	20	-	20

MOST DISMISSALS IN A SEASON

B. Yeo	1989-90	10	22	3	25
--------	---------	----	----	---	----

MOST MATCHES IN 2nd GRADE SHIRES

G. Brown	105	W. Folkard	69
C. Welsby	92	D. Folkard	66
K. Dixon	92	G. Lego	65
T. Dorrell	87	B. Hort	63
A. Mahoney	81	A. Slattery	51
S. Burchett	77		

TEAM STATISTICS

YEARS OF COMPETITION		1973-
PREMIERSHIPS	(2)	1978-79 1992-93

SCORES OF 300 OR MORE IN AN INNINGS

8/415	Baulkham Hills	1992-93
7/334	Bexley	1991-92
7/329	Lindfield	1992-93
9/323	Bexley	1977-78
6/322	Pennant Hills	1993-94
8/321	Lane Cove	1977-78
321	Canterbury	1978-79
5/316	Lindfield	1996-97
6/308	Warringah	1991-92
7/308	Lindfield	2000-01
307	Lane Cove	1980-81
305	Lindfield	1990-91
5/303	Holroyd	1993-94

LOWEST TEAM SCORE IN A COMPLETED INNINGS

26 Bexley 1973-74

HEAD-TO-HEAD

Opponent	Won Out	Won 1st	Tie	Draw	Lost 1st	Lost Out
Auburn	3+	8	-	9	11	2
Bexley	3	11f	-	3	14	-
Blacktown	-	2	-	-	6	-
Burwood	1	4	-	4	18	4
Canterbury	1	8	-	4	11	2
Georges River##	-	3	1	1	2	-
Epping	-	15*	-	2	14	2
Hills District ^	-	8	-	5	2	-
Holroyd ~	1	11	-	2	12	3
Holroyd Hills#	-	-	-	3	3	-
Lane Cove	2	9	-	9	13	2
Lindfield	4	11*	-	10	8	2
Pennant Hills	2	9*	-	6	11	3
Roseville	-	10*	-	6	13	2
Ryde-Balmain	1+	3	-	-	1	-
Southern Districts	-	1	-	1	-	-
South Sydney @	1+	-	-	-	8	-
Strathfield	1	11	-	1	8	-
Warringah	-	9*	-	4	16	1

- + Match lost 1st innings but won outright
- * Match won 1st innings but lost outright
- f Forfeit Match
- ~ Holroyd known as Wentworthville pre 1992-93
- ^ Hills District known as Baulkham Hills 1984-96
- @ South Sydney known as South East Sydney 1994-97
- # Holroyd-Hills since 2000-01
- ## Georges River known as Canterbury-Bexley 1997-02

RECORD PARTNERSHIPS 2ND GRADE SHIRES

WICKET	BATSMEN		RUNS	OPPONENT		
1	G. Lego	(100)	K. Wiblin (79)	175	Lindfield	1988-89
2	G. Lego	(77x)	B. Hort (113x)	189	Epping	1990-91
3	G. Lego	(71x)	I. Jessup (129x)	219	Pennant Hills	1990-91
4	I. Jessup	(100x)	T. Ritchie (72)	158	Epping	1991-92
5	G. Brown	(100x)	M. O'Keefe (81)	156	Pennant Hills	1993-94
6	P. Duck	(123x)	I. Graham (39)	134	Lane Cove	1977-78
7	A. Corish	(84)	M. Wormell (61)	106	Canterbury	1978-79
8	D. Craig	(61)	R. Najdzion (50)	89	Strathfield	1985-86
9	C. Savage	(111)	B. Taylor (52x)	105	Burwood	2003-04
10	D. Deller	(54)	J. Breden (32x)	84	Burwood	1991-92

3RD GRADE SHIRES**LEADING RUN GETTERS**

BATSMAN	YEARS	MT.	INN.	N.O.	H.S	RUNS	AV.	100s	50s	0s
P. Barclay	1968-79	85	114	7	108	2,087	19.50	1	8	10
P. Chew	1992-	70	79	11	97x	1,728	25.41	-	9	7
C. Edwards	1986-	50	53	4	145x	1,655	33.77	1	13	7
S. Burchett	1983-	67	79	2	90	1,650	21.42	-	4	10
P. Smith	1969-73	39	46	5	108	1,288	31.41	1	4	1
C. Hook	1986-	93	103	9	138	1,277	13.58	1	1	21
A. Mahoney	1977-	45	56	5	110	1,199	23.50	1	5	8
A. Pavlov	1978-	57	55	13	100x	1,137	27.07	1	3	4
S. Bateman	1986-96	46	50	5	77x	1,114	24.75	-	6	3
P. Miller	1970-75	27	31	5	155x	1,060	40.77	2	5	1
F. Alley	1970-77	50	49	2	91	1,040	22.13	-	5	2

MOST RUNS IN A SEASON

A. Mahoney	567	1990-91
------------	-----	---------

CENTURIES FOR (28)

155x	P. Miller	Burwood	1971-72 *
148	J. Giuffre	Burwood	1972-73
146x	I. Jessup	Burwood	1991-92
145x	C. Edwards	Pennant Hills	1997-98
138	C. Hook	Canterbury	1990-91
131x	P. Miller	UNSW	1970-71
122	C. Kendall	Strathfield	1992-93
121	G. Frankish	Lindfield	1972-73
118	P. Oslington	Strathfield	1986-87
117	B. Hort	Lindfield	1990-91
116x	R. Mather	Warringah	1995-96
116	R. Mather	Canterbury	1992-93
116	N. Houseman	Pennant Hills	1993-94
114	B. Hort	Burwood	1990-91
112x	G. Lego	Roseville	2000-01
110	R. Porter	UNSW	1972-73
110	A. Mahoney	Roseville	1990-91
108	P. Smith	Lindfield	1969-70
108	P. Barclay	Pennant Hills	1978-79
106	B. Kent	Blacktown	2000-01
103	M. Walsh	Canterbury	1976-77
102x	R. Porter	Epping	1971-72
102	C. Kendall	Baulkham Hills	1993-94
101x	T. Duffin	Epping	1998-99
100x	A. Pavlov	Roseville	1985-86
100x	I. Jessup	Lane Cove	1989-90
100x	I. Jessup	Warringah	1991-92
100	B. Keast	Roseville	1985-86

* carried bat

LEADING WICKET TAKERS

BOWLER	YEARS	MT.	OVERS	MDS.	RUNS	WKTS.	AV.	5 IN 10 IN		
								INN.	MT.	BEST
F. Alley	1970-76	50	962.1	172	2,420	240	10.08	16	1	7/29
M. Hall	1976-79	36	430.1	69	1,463	121	12.09	6	1	7/49
M. Redden	1968-73	42	359.3	52	1,219	118	10.33	4	-	7/14
P. Miller	1970-75	27	390	118	900	113	7.96	6	3	8/15
K. Dixon	1993-00	40	737.5	178	1,500	109	13.76	6	-	7/34
L. Wiblin	1976-79	32	444.5	72	1,409	108	13.05	5	1	7/13
P. Korbel	1968-77	43	426.2	67	1,412	92	15.35	4	-	6/10
R. Sims	1975-79	38	392.6	66	1,496	92	16.26	3	-	8/38
D. Baker	1977-90	43	542.1	93	1,667	91	18.31	4	-	6/26
R. Vagg	1967-78	29	339.1	64	1,133	90	12.58	5	-	8/95
S. Bateman	1986-96	46	555.2	165	1,247	88	14.77	3	-	7/17
J. Giuffre	1971-73	25	216.3	42	746	86	8.67	5	1	7/17
M. Prentis	1972-77	48	336.4	55	1,245	86	14.48	-	-	4/33
J. Shwabsky	1992-97	41	606	118	1,834	78	23.51	3	1	7/25
J. Slack	1968-76	38	316.4	38	966	77	12.55	1	-	5/44
M. Ramsland	1989-92	27	530.3	161	1,211	68	17.80	6	-	6/39
A. Hale	1998-	28	359.4	65	1,009	67	15.06	1	-	6/38
W. Folkard	1977-	56	452.2	96	1,316	67	19.64	1	-	6/91
C. Pedavoli	1986-96	29	457	118	1,266	66	19.18	2	-	7/80
G. Hargreaves	1972-79	44	264.1	36	980	64	15.31	2	-	6/34
M. Payne	1998-	45	376.3	51	1,397	63	22.17	2	1	6/51
P. Sweeney	1993-99	33	420.3	90	1,316	61	21.57	1	-	5/39
M. Cashman	1985-89	35	501.1	116	1,348	59	22.84	1	-	5/22
D. Roberts	1993-96	28	409.3	122	972	55	17.67	1	-	5/50
C. Hook	1986-	93	442.3	82	1,499	51	29.39	1	-	7/59

MOST WICKETS IN A SEASON

F. Alley 86 1971-72

TEN OR MORE WICKETS IN A MATCH

B. Vagg	14/22	Pennant Hills	1967-68
L. Wiblin	14/40	Lane Cove 1	1977-78
P. Miller	12/27	Macquarie Uni 2	1972-73
P. Miller	11/33	Auburn	1970-71
M. Hall	11/70	Lane Cove 1	1978-79
J. Giuffre	11/72	Burwood	1971-72
M. McKershar	11/84	Lindfield	1974-75
J. Shwabsky	11/85	Blacktown	1995-96
F. Alley	11/115	Epping 1	1972-73
P. Miller	10/26	Canterbury 2	1971-72
F. Alley	10/55	Epping 2	1971-72
G. Amos	10/60	Lane Cove 2	1977-78
D. Lewis	10/63	Baulkham Hills	1987-88
O. Aubrey	10/84	Canterbury	1973-74
M. Payne	10/93	Canterbury-Bexley	2000-01

SEVEN OR MORE WICKETS IN AN INNINGS

G. Amos	8/10	Lane Cove 2	1977-78
P. Miller	8/15	Macquarie Uni 2	1972-73
R. Sims	8/83	Lane Cove 2	1976-77
M. McKershar	8/39	Lindfield	1974-75
R. Vagg	8/95	Pennant Hills	1968-69
R. Vagg	7/ 6	Pennant Hills	1967-68
D. Sieff	7/10	Lane Cove 2	1978-79
P. Miller	7/11	Auburn	1970-71
L. Wiblin	7/13	Lane Cove 1	1977-78
M. Redden	7/14	Epping 1	1969-70
R. Vagg	7/16	Pennant Hills	1967-68
J. Giuffre	7/17	Wentworthville	1972-73
S. Bateman	7/17	Lane Cove	1994-95
P. Miller	7/25	Lane Cove 2	1972-73
J. Shwabsky	7/25	Blacktown	1995-96
L. Wiblin	7/27	Lane Cove 1	1977-78
F. Alley	7/29	Lane Cove 2	1975-76
R. Najdzion	7/29	Burwood	1985-86
R. Sims	7/34	Epping 2	1977-78
K. Dixon	7/34	Pennant Hills	1994-95
F. Alley	7/40	Canterbury 1	1971-72
M. Hall	7/49	Lindfield	1976-77
D. Lewis	7/52	Baulkham Hills	1987-88
R. Aitken	7/58	Roseville	1985-86
C. Hook	7/59	Strathfield	1997-98
J. Hatton	7/60	Lindfield	1982-83
R. Vagg	7/77	Manly 2	1968-69
C. Pedavoli	7/80	Wentworthville	1988-89
L. Wiblin	7/81	Macquarie Uni 2	1978-79

HAT TRICKS

F. Alley	Canterbury 2	1971-72
G. Amos	Lane Cove 2	1977-78
M. Hall	Lane Cove 2	1977-78
A. Davies	Epping	1987-88

FIELDING STATISTICS**MOST DISMISSALS**

FIELDER	YEARS	MT.	CTCH.	STP.	TOTAL
P. Barclay	1968-79	85	56	2	58
B. Bradley	1992-	46	51	5	56
S. Vella	1991-96	40	44	9	53
M. Stevens	1972-77	39	44	4	48
A. Stanwell	1994-99	22	33	3	36
C. Hook	1986-	93	36	-	36
M. Redden	1968-73	42	31	-	31
S. Campbell	1982-89	27	29	2	31
S. Burchett	1983-	67	29	2	31
C. Edwards	1986-	50	30	-	30
A. Faulks	1971-77	19	26	4	30
K. Wiblin	1977-91	49	29	-	29
J. Giuffre	1971-73	25	27	-	27
P. Lenard	1992-99	39	24	2	26
A. Pavlov	1977-95	57	25	-	25
A. Mahoney	1977-	45	25	-	25
P. Wheeler	1989-95	17	16	9	25
D. Moore	1976-79	32	21	3	24
B. Jones	1977-93	35	24	-	24
C. Fernandes	2003-	12	21	2	23
G. Bleus	1972-73	12	20	3	23
F. Alley	1970-77	50	23	-	23
G. Scott	2001-	9	18	3	21
P. Chew	1992-	70	21	-	21
M. Payne	1998-	45	21	-	21
A. Robinson	2000-	11	16	4	20

MOST DISMISSALS IN A SEASON

A. Stanwell	1994-95	14	26	2	28
-------------	---------	----	----	---	----

MOST MATCHES IN 3RD GRADE SHIRES

C. Hook	93
P. Barclay	85
P. Chew	70
S. Burchett	67
A. Pavlov	57
W. Folkard	56
C. Edwards	50
F. Alley	50

TEAM STATISTICS

YEARS OF COMPETITION		1967-79
		1982-84
		1985-
PREMIERSHIPS	(4)	1971-72
		1972-73
		1978-79
		1994-95

SCORES OF 300 OR MORE IN AN INNINGS

8/367	Pennant Hills	1997-98
9/362	Lane Cove	1999-00
6/348	Epping	2001-02
346	Lindfield	2003-04
8/344	Lane Cove	2002-03
9/342	Canterbury	1990-91
334	Burwood	1972-73
9/330	Burwood	1995-96
324	Uni. of N.S.W.	1972-73
8/319	Strathfield	1992-93
8/312	Epping	2002-03
311	Strathfield	1986-87
9/305	Canterbury	1969-70
304	Roseville	2001-02
6/302	Pennant Hills	2003-04
6/301	Epping	2003-04

LOWEST TEAM SCORE IN A COMPLETED INNINGS

13	Lindfield	1983-84
----	-----------	---------

HEAD-TO-HEAD

Opponent	Won Out	Won 1st	Tie	Draw	Lost 1st	Lost Out
Auburn	5+	8	-	4	13	2
Bexley	-	6	1#	-	5	-
Blacktown	-	4	-	1	3	-
Burwood	4+	6*	-	7	13	2
Canterbury	3+	15	-	5	6	1
Georges River++	1	4+	-	1	-	1
Epping	4	19*	-	8	14	5
Gordon	-	-	-	-	-	1
Hills District ^	-	7	-	1	8	-
Holroyd ~	3+	9	-	1	10	2
Holroyd Hills**	-	1	-	2	1	-
Lane Cove	12++	26*	-	6	11	1
Lindfield	4+	12	1	8	11	2
Macquarie Uni 2	2+	2*	-	-	2	1
Manly- Warringah	-	-	-	-	1	-
Northern Districts	-	-	-	-	-	1
Pennant Hills	6+	14	1	2	9	3
Roseville	1+	6	-	6	8	-
Ryde-Balmain	-	1	-	-	1	-
Southern Districts	-	1	-	-	1	-
South Sydney @	-	2	-	-	11	1
Strathfield	-	12*	-	1	4	-
Sydney	-	-	-	-	-	1
Sydney Uni	-	-	-	-	1	-
UNSW	4	2	1	1	2	-
Warringah	-	5*	1	3	13	2

+ Match lost 1st innings but won outright

* Match won 1st innings but lost outright

Match won 1st innings, tied outright

~ Holroyd known as Wentworthville pre 1992-93

^ Hills District known as Baulkham Hills 1984-96

@ South Sydney known as South East Sydney 1994-97

** Holroyd Hills since 2000-01

++ Georges River known as Canterbury-Bexley 1997-02

RECORD PARTNERSHIPS 3RD GRADE SHIRES

WICKET	BATSMEN		RUNS	OPPONENT	
1	B. Hort	(117)	S. Burchett (54)	144	Lindfield 1990-91
2	S. Vella	(70)	P. Morosin (73)	129	Holroyd 1994-95
3	T. Clough	(86)	S. Rose (82)	139	Strathfield 2000-01
4	P. Smith	(94)	R. Porter (72)	155	Canterbury 2 1971-72
5	W. Folkard	(75)	P. Barclay (62)	132	Lane Cove 2 1977-78
6	A. Pavlov	(100x)	B. Keast (100x)	183	Roseville 1985-86
7	P. Notaras	(65)	C. Edwards (49)	118	Holroyd-Hills 2003-04
8	S. Bateman	(69)	G. Hobbs (56)	111	Pennant Hills 1988-89
9	I. Jessup	(146x)	B. Brien (26x)	105x	Lane Cove 1991-92
10	A. Brokate	(56)	G. Scott (18x)	71	Warringah 2001-02

Unfortunately, owing to unavailability of score books for seasons 1967-68, 1969-70 and 1970-71, 3rd Grade performances are not completed. Some statistics for those seasons have been found from other sources.

4TH GRADE SHIRES**LEADING RUN GETTERS**

BATSMAN	YEARS	MT.	INN.	N.O.	H.S.	RUNS	AV.	100s	50s	0s
S. Burchett	1985-	81	92	9	139	2,155	25.96	1	14	6
A. Mahoney	1988-	53	63	7	146x	1,656	29.57	1	12	5
D. Latto	1990-	86	94	10	80	1,625	19.34	-	8	7
M. Hughes	1994-	72	76	14	79x	1,374	22.16	-	9	5
P. Chew	1992-	40	47	3	125	1,168	26.54	1	4	1
P. Erskine	1996-	47	55	1	85	960	17.17	-	3	8
S. Wolfe	1990-96	57	51	12	65	948	24.30	-	6	5
A. Pavlov	1990-	32	28	6	122x	845	38.40	1	7	1
B. Bradley	1992-	34	32	3	100x	735	25.34	1	4	4
S. Vella	1990-96	32	30	9	61x	689	32.80	-	5	1

MOST RUNS IN A SEASON

A. Mahoney	516	1996-97
------------	-----	---------

CENTURIES FOR (16)

146x	A. Mahoney	Lane Cove	1996-97
140x	P. Wheeler	Burwood	1990-91
139x	S. Burchett	Baulkham Hills	1995-96
131x	H. Young	Strathfield	1999-00
131	B. Hort	Burwood	1989-90
125	P. Chew	Auburn	1992-93
122x	A. Pavlov	Roseville	1990-91
116	C. Hook	Lindfield	1990-91
113	D. McIntosh	Lane Cove	2000-01
111x	S. Bateman	Canterbury	1991-92
106	P. Morosin	Burwood	1993-94
103x	G. Lego	Epping	2001-02
102x	C. Cole	Pennant Hills	1988-89
101x	G. Lego	Auburn	1997-98
101	C. Cohen	Strathfield	1986-87
100x	B. Bradley	Burwood	1992-93

LEADING WICKET TAKERS

BOWLER	YEARS	MT.	OVERS	MDS.	RUNS	WKTS.	AV.	5 IN 10 IN		
								INN.	MT.	BEST
A. Lulka	1998-	65	674.2	160	2,126	102	20.84	3	-	7/81
M. Warren	1988-98	52	614.3	120	1,860	87	21.37	2	-	7/39
M. Smith	1991-98	36	497.2	115	1,462	81	18.04	6	-	7/61
J. Ford	1995-	39	441.5	94	1,265	72	17.56	3	-	7/11
W. Travers	1995-	52	488.2	72	1,801	70	25.72	1	-	6/27
J. Wiblin	1985-90	30	411.4	75	1,242	68	18.26	3	-	6/58
A. Cearns	1991-00	62	497	115	1,361	65	20.93	1	-	6/20

MOST WICKETS IN A SEASON

M. Ramsland 39 1989-90

TEN OR MORE WICKETS IN A MATCH

A. Brown 11/41 Strathfield 1985-86
E. Gunasekera 10/77 Pennant Hills 1985-86

SEVEN OR MORE WICKETS IN AN INNINGS

B. Brien	8/ 8	Lane Cove	1989-90
M. Halfnights	8/98	Warringah	1996-97
J. Ford	7/11	Pennant Hills	1995-96
D. Welsby	7/30	Warringah	1989-90
P. Sweeney	7/30	Lane Cove	1997-98
M. Ramsland	7/31	Baulkham Hills	1989-90
M. Warren	7/39	Pennant Hills	1989-90
B. Higgins	7/44	Canterbury	1987-88
M. Cohen	7/54	Pennant Hills	1986-87
M. Smith	7/61	Lane Cove	1996-97
A. Lulka	7/81	Georges River	2002-03

HAT TRICKS

P. Wyllie Wentworthville 1988-89

FIELDING STATISTICS**MOST DISMISSALS**

FIELDER	YEARS	MT.	CTCH.	STP.	TOTAL
A. Mahoney	1988-	53	53	1	54
S. Burchett	1985-	81	37	-	37
S. Wolfe	1990-96	57	33	-	33
D. Latto	1990-	86	33	-	33
W. Travers	1995-	52	30	-	30
S. Vella	1990-96	32	22	8	30
B. Bradley	1992-	34	27	2	29
C. Maxwell	1994-97	17	21	7	28
A. Cearns	1991-00	62	27	-	27
M. Smith	1991-98	36	25	-	25
S. Campbell	1985-94	16	17	5	22
G. Hobbs	1986-90	15	15	5	20

MOST DISMISSALS IN A SEASON

A. Mahoney 1997-98 14 21 1 22

MOST MATCHES IN 4TH GRADE SHIRES

D. Latto	86
S. Burchett	81
A. Lulka	65
A. Cearns	62
M. Hughes	59
S. Wolfe	57
A. Mahoney	53
M. Warren	52
W. Travers	52

TEAM STATISTICS

YEARS OF COMPETITION 1985-

PREMIERSHIPS (1) 1993-94

SCORES OF 300 OR MORE IN AN INNINGS

366	Pennant Hills	1989-90
350	Roseville	1993-94
7/347	Burwood	1990-91
7/345	Holroyd-Hills	2002-03
6/328	Lindfield	2003-04
8/310	Baulkham Hills	1995-96
8/303	Burwood	1989-90
7/302	Auburn	1998-99
9/300	Lane Cove	2000-01
8/301	Southern Districts	2002-03
300	Auburn	1992-93

LOWEST TEAM SCORE IN A COMPLETED INNINGS

39 Burwood 1989-90

HEAD-TO-HEAD

Opponent	Won Out	Won 1st	Draw	Tie	Lost 1st	Lost Out
Auburn	1	6	6	-	4	1
Bexley	-	4	-	-	4	-
Blacktown	-	4	-	-	4	-
Burwood	-	6	1	-	13	-
Canterbury	2++	3	3	-	1	1
Georges River#	-	1	1	-	5	1
Epping	-	9	5	1	8	-
Hills District ^	-	8	3	-	2	1
Holroyd ~	-	4	3	-	6	1
Holroyd Hills**	-	3	-	-	1	-
Lane Cove	2	9*	2	-	3	1
Lindfield	-	9	4	-	3	1
Pennant Hills	-	11*	-	-	7	-
Roseville	-	6	6	1	3	-
Southern Districts	2	-	-	-	-	-
South Sydney @	-	2	1	-	2	-
Strathfield	2	6	1	-	10	-
Sydney Uni	-	1*	-	-	-	1
Uni of NSW	-	-	-	-	1	1
Warringah	-	2	3	-	17	1

+ Match lost 1st innings but won outright

* Match won 1st innings but lost outright

~ Holroyd known as Wentworthville pre 1992-93

^ Hills District known as Baulkham Hills 1984-96

@ South Sydney known as South East Sydney 1994-97

** Holroyd Hills since 2000-01

Georges River known as Canterbuty-Bexley 1997-02

RECORD PARTNERSHIPS 4TH GRADE SHIRES

WICKET	BATSMEN		RUNS	OPPONENT
1	D. Latto	(80)	P. Chew (64)	140 Pennant Hills 1992-93
2	B. Hort	(131)	A. Mahoney (94)	206 Burwood 1989-90
3	P. Erskine	(85)	M. Hughes (52)	151 Southern Districts 2002-03
4	M. Bajwa	(90)	P. Chew (69)	146 Auburn 2003-04
5	D. McIntosh	(113)	D. Chippeck (74)	175 Lane Cove 2000-01
6	P. Wheeler	(140x)	S. Wolfe (59)	229 Burwood 1990-91
7	A. Mahoney	(146x)	A. Cearns (37)	113 Lane Cove 1996-97
8	S. Jurd	(51x)	M. Ramsland (73x)	118x Baulkham Hills 1989-90
9	G. Hooper	(51x)	S. Le Bas (26)	63 Strathfield 1992-93
10	C. Maxwell	(68x)	G. Wellham (8)	63 Warringah 1994-95

METROPOLITAN CUP / SHIELD**LEADING RUN GETTERS**

BATSMAN	YEARS	MT.	INN.	N.O.	H.S.	RUNS	AV.	100s	50s	0s
P. Chapman	1999-	58	63	9	63	780	14.45	-	2	7
J. Huang	1999-	40	44	6	99	519	13.65	-	1	8
A. Slimmon	1999-	30	30	2	58	489	17.46	-	3	-
D. Latto	1999-	31	34	3	43x	463	14.93	-	-	4
W. Travers	1999-	27	30	3	36	399	14.78	-	-	2
P. Batten	2000-	14	16	3	61x	335	25.76	-	2	1

MOST RUNS IN A SEASON

P. Batten 305 2000-01

CENTURIES FOR (4)

153x	A. Robinson	Canterbury-Bexley	2001-02
139	M. Bajwa	Blacktown (2)	2002-03
110x	R. Cooke	UTS Balmain	2003-04
103x	B. Bradley	Blacktown	2000-01

LEADING WICKET TAKERS

BOWLER	YEARS	MT.	OVERS	MDS.	RUNS	WKTS.	AV.	5 IN 10 IN INN. MT. BEST
P. Chapman	1999-	58	506.4	99	1,644	92	17.86	4 - 5/24
P. Nelson	1999-	37	406.4	66	1,314	64	20.53	1 - 6/100
W. Travers	1999-	27	279.3	49	1,025	40	25.62	2 - 7/27
P. Batten	2000-	14	149.4	40	331	33	10.03	- - 3/21
A. Slimmon	1999-	30	73.5	8	324	22	14.72	- - 4/31
T. Barnes	1999-	16	177.4	42	509	19	26.78	1 - 5/ 6

MOST WICKETS IN A SEASON

P. Batten 28 2000-01

TEN OR MORE WICKETS IN A MATCH

-

SEVEN OR MORE WICKETS IN AN INNINGS

W. Travers 7/27 Pennant Hills 2000-01

HAT TRICKS

P. Nelson Auburn 2002-03

FIELDING STATISTICS**MOST DISMISSALS**

FIELDER	YEARS	MT.	CTCH.	STP.	TOTAL
E. Aphaiwongse	1999-	22	18	4	22
J. Ford	2000-	35	20	1	21
C. Anstiss	2003-	10	13	6	19
J. Huang	1999-	40	16	-	16
W. Travers	1999-	27	13	-	13

MOST DISMISSALS IN A SEASON

C. Anstiss	2003-04	10	13	6	19
------------	---------	----	----	---	----

MOST MATCHES IN METROPOLITAN CUP / SHIELD

P. Chapman	58
J. Huang	40
P. Nelson	37
J. Ford	35
D. Latto	31
A. Slimmon	30
W. Travers	27
E. Aphaiwongse	22
T. Barnes	16

TEAM STATISTICS

YEARS OF COMPETITION 1999-

PREMIERSHIPS -

HIGHEST TEAM SCORE IN A COMPLETED INNINGS

6/274 Blacktown 2000-01

LOWEST TEAM SCORE IN A COMPLETED INNINGS

31 Lindfield 2000-01

HEAD-TO-HEAD

Opponent	Won Out	Won 1st	Draw	Tie	Lost 1st	Lost Out
Auburn	-	1	1	-	1	1
UTS Balmain	-	2	1	-	3	-
Blacktown	-	-	2	-	3	-
Burwood	-	-	-	-	2	-
Easts	-	1+	-	-	-	-
Epping	-	1	-	-	-	-
Georges River*	-	4	1	-	-	-
Holroyd Hills	1	-	-	-	-	-
Lindfield	-	1	2	-	3	-
Maccabi	-	1	-	1	-	1
North Sydney	-	-	-	-	-	1
Pennant Hills	1	1	1	-	-	-
Petersham	-	-	-	-	1	-
Uni. of N.S.W.	-	-	-	-	-	1
R'wick-Petersham	-	-	-	-	2	-
Roseville	-	1	-	-	2	-
Southern Districts	-	-	1	-	-	-
South Sydney	-	1	1	-	1	1
Sydney Uni.	-	-	-	-	2	-

+ Match won 1st innings but lost outright

* Georges River known as Canterbury-Bexley 1997-02

RECORD PARTNERSHIPS METROPOLITAN CUP / SHIELD

WICKET	BATSMEN		RUNS	OPPONENT			
1	A. Slimmon	(55)	P. Erskine	(79)	129	Holroyd-Hills	2001-02
2	A. Robinson	(153x)	J. Huang	(21)	117	Canterbury-Bexley	2001-02
3	A. Robinson	(153x)	J. Ford	(25x)	107x	Canterbury-Bexley	2001-02
4	A. Gissing	(64)	J. Huang	(99)	113	Balmain	2001-02
5	P. Batten	(47)	D. Warton	(10)	63	Epping	2001-02
6	A. Slimmon	(38)	P. Chapman	(55)	101	Maccabi	2002-03
7	B. Bradley	(103x)	J. Huang	(17x)	92x	Blacktown	2000-01
8	R. Cooke	(110x)	C. Anstiss	(18x)	125x	UTS Balmain	2003-04
9	J. Ford	(74)	T. Smith	(21)	77	Burwood	2001-02
10	J. Ford	(74)	P. Nelson	(13x)	45	Burwood	2001-02

UNDER 24s - FRANK GRAY SHIELD**LEADING RUN GETTERS**

BATSMAN	MTC.	INN.	N.O.	HS.	RUNS	AVE.	100s	50s	CTCH.
M. Edgerton	15	15	1	88	468	33.42	-	3	6
T. Duffin	20	20	-	60	419	20.95	-	2	3
C. Ying	20	18	2	100	413	25.81	1	-	7
J. Breden	17	16	-	65	379	23.68	-	2	1
G. McFadden	16	16	-	65	366	22.88	-	2	9+2st
C. Harris	20	20	1	76	337	17.73	-	1	4
R. Cann	19	19	-	52	298	15.68	-	1	3
R. Mather	11	11	1	77	269	26.90	-	2	1
P. Saliba	13	12	1	83	235	21.36	-	1	6
D. Webb	5	5	2	104x	231	77.00	1	1	-

MOST RUNS IN A SEASON

C. Ying 196 2002-03

CENTURIES (2)

104x D. Webb Pennant Hills 1991-92
100 C. Ying Lindfield 2002-03

LEADING WICKET TAKERS

BOWLER	MTC.	OVERS	MDS.	RUNS	WKTS.	AVE.	5 in INN.	BEST
P. Batten	12	124.2	28	368	26	14.15	-	4/17
T. Hopkins	17	148.2	18	490	25	19.60	-	3/18
J. Breden	17	170	34	533	24	22.20	-	3/21
J. Trevaskis	8	88.4	15	274	17	16.11	1	6/31
R. Cann	19	87.5	17	275	15	18.34	-	2/ 9
A. Gissing	16	101	7	459	15	30.60	-	3/31
P. Holmewood	7	52	6	208	13	16.00	-	5/42
C. Harris	20	58	5	222	13	17.07	1	5/28
B. Brien	9	89	21	235	12	19.58	-	3/32
M. Ramsland	10	99	25	327	12	27.25	-	3/57
P. Clift	13	76	6	392	12	32.67	-	3/27
R. Mather	11	79	10	304	11	27.63	-	3/35
D. Bull	11	53	6	225	11	20.45	-	3/28
S. Bateman	10	69	19	200	10	20.00	-	3/27

MOST WICKETS IN A SEASON

C. Harris 13 2001-02

MOST WICKETS IN AN INNINGS

J. Trevaskis	6/31	Lane Cove	1997-98
J. Versluis	5/17	Lane Cove	1998-99
M. Goddard	5/18	Pennant Hills	1995-96
T. Clough	5/23	South Sydney	2002-03
C. Harris	5/28	Burwood	2001-02
P. Holmewood	5/42	Lane Cove	1999-00
S. Bratley	5/44	Lindfield	2002-03

MOST MATCHES IN U 24s

C. Harris	20	P. Saliba	13
T. Duffin	20	P. Clift	13
C. Ying	20	A. Slimmon	13
R. Cann	19	P. Batten	12
T. Hopkins	17	E Aphaiwongse	12
J. Breden	17	J. Ford	11
G. McFadden	16	D. Bull	10
C. Bova	16	S. Bateman	10
A. Gissing	16		
B. Bradley	16		

TEAM STATISTICS**RESULTS**

SEASON	PLAYED	WON
1987-88	3	1
1988-89	2	-
1989-90	3	-
1990-91	5	2
1991-92	3	1
1992-93	3	2
1993-94	6	3
1994-95	3	1
1995-96	5*	1
1996-97	6	-
1997-98	6	1
1998-99	7	2
1999-00	3	2
2000-01	5	2
2001-02	7	3
2002-03	6	2
2003-04	6	2

*Match abandoned due to rain.

HIGHEST TEAM SCORE

6/258 Lindfield 2002-03

LOWEST TEAM SCORE

31 Lindfield 1989-90

HEAD-TO-HEAD

Opponent	Win	Loss
Auburn	2	2
Blacktown	-	1
Burwood	-	5
Georges River##	1	2
Epping	5	2
Holroyd~	-	1
Holroyd-Hills#	1	1
Lane Cove *	5	5
Lindfield	2	6
Pennant Hills	7	4
Roseville	1	7
South Sydney@	2	3
Strathfield	-	5
Warringah	-	8

- * Match abandoned due to rain 1995-96
~ Holroyd known as Wentworthville pre 1992-93
Holroyd-Hills since 2000-01
@ South Sydney known as South East Sydney 1994-97
Georges River known as Canterbury-Bexley 1997-02

RECORD PARTNERSHIPS U 24s

WICKET	BATSMEN		RUNS	OPPONENT
1	C. Harris (76)	T. Duffin (37)	109	South Sydney 2000-01
2	G. McFadden (33)	B. Fletcher (41)	69	Lane Cove 1992-93
3	D. Webb (104x)	M. Edgerton (46)	131	Pennant Hills 1991-92
4	B. Suthanther (47)	C. Ying (35)	90	Roseville 2001-02
5	R. Cann (52)	P. Holmewood (52)	80	Warringah 1998-99
6	C. Ying (100)	A. Gissing (44x)	88	Lindfield 2002-03
7	C. Ying (47)	P. Clift (26)	74	Warringah 2002-03
8	M. Edgerton (88)	A. Stanwell (16)	78	South East Sydney 1995-96
9	T. Hopkins (24x)	A. Brokate (18)	40	Roseville 2001-02
10	P. Sweeney b	E. Aphaiwongse (16x)	41	South East Sydney 1994-95

N. S. C. A. (G.D.J.C.A. & N.D.C.A.)**LEADING RUN GETTERS**

BATSMAN	YEARS	MT.	INN.	N.O.	H.S.	RUNS	AV.	100s	50s	0s
T. Barnes	1991-	117	126	20	91	2,227	21.01	-	9	20
M. Hughes	1991-	59	61	9	141x	1,379	26.51	2	5	6
E. Aphaiwongse	1993-	50	67	5	56	776	12.51	-	1	8
B. Congreve	1991-97	37	42	1	80x	756	18.43	-	4	3
S. Herps	1991-97	46	47	5	88x	703	16.73	-	4	11
A. Cearns	1991-99	34	34	2	103	647	20.21	1	1	5
S. Jurd	1991-97	61	60	15	63x	575	12.77	-	2	6
W.Travers	1995-	38	46	6	39	550	13.75	-	-	1
P. Baume	1994-96	14	20	2	82x	388	21.55	-	1	2
V. Samdarshi	2002-	16	17	3	59x	384	27.43	-	2	-

MOST RUNS IN A SEASON

M. Hughes 400 1997-98

CENTURIES FOR (10)

142x	S. Johnson	Small Potatoes	C Grade	2002-03
141x	M. Hughes	Red Falcons	C Grade	1997-98
122	M. Hughes	Lindfield	C Grade	1993-94
116	M. Barnett	West Pymble Nomads	B Grade	1993-94
116	W. Burkitt	Roseville	C Grade	1993-94
106	G. Hooper	Old Knox Grammar	C Grade	1993-94
105x	K. Venkatraman	West Pymble Nomads	B Grade	1994-95
105	B. Louis	West Pymble Colts	C Grade	1993-94
103x	A. Nestor	West Pymble Nomads	B Grade	1993-94
103	A. Cearns	Forest Old Boys	B Reseve Grade	1998-99

LEADING WICKET TAKERS

BOWLER	YEARS	MT.	OVERS	MDS.	RUNS	WKTS.	AV.	5 IN 10 IN		
								INN.	MT.	BEST
T. Barnes	1991-	117	530	70	1,997	120	16.64	3	-	8/47
M. Warren	1991-98	33	373.3	57	1,558	73	20.56	3	2	8/54
S. Jurd	1991-97	61	476.3	76	1,854	73	25.39	-	-	4/24
W. Monger	1995-97	32	338.1	41	1,458	68	21.44	1	1	7/25
W. Travers	1995-	38	380.5	55	1,366	66	20.69	2	-	7/89

MOST WICKETS IN A SEASON

A. Singh 44 2001-02

TEN OR MORE WICKETS IN A MATCH

M. Warren	13/102	Greengate Social	1994-95
M. Warren	12/98	NSW Maccabi	1996-97
W. Monger	11/54	Lindfield	1995-96

SEVEN OR MORE WICKETS IN AN INNINGS

T. Barnes	8/47	The Dreggs	2002-03
M. Warren	8/54	NSW Maccabi	1996-97
W. Monger	7/25	Lindfield	1995-96
T. Lockett	7/26	Newline	1991-92
M. Warren	7/68	Greengate Social	1994-95
W. Travers	7/89	Lane Cove	1995-96

HAT TRICKS

S. Jurd		NSW Maccabi	1992-93
M. Warren		Marist Brothers Eastwood	1991-92
J. Ford		Roseville	1995-96

FIELDING STATISTICS**MOST DISMISSALS**

FIELDER	YEARS	MT.	CTCH.	STP.	TOTAL
S. Herps	1991-97	46	36	14	50
E. Aphaiwongse	1993-	50	44	1	45
T. Barnes	1991-	117	42	-	42
K. Walker	2002-	17	25	3	28
M. Hughes	1991-	59	26	1	27
S. Jurd	1991-97	61	23	-	23

MOST DISMISSALS IN A SEASON

K. Walker	2002-03	17	25	3	28
-----------	---------	----	----	---	----

MOST MATCHES IN GDJCA / NDCA / NSCA

T. Barnes	117
S. Jurd	61
M. Hughes	59
E. Aphaiwongse	50
S. Herps	46
W. Travers	38
B. Congreve	37
A. Cearns	34

TEAM STATISTICS

YEARS OF COMPETITION	N.D.C.A.	4 th Grade	1991-92
	G.D.J.C.A.	B Grade	1992-95
			1998-99
		C Grade	1993-98
			2001-03
	N.S.C.A.	C Grade	2003-

PREMIERSHIPS 2002-03 (C Grade GDJCA)

SCORES OF 300 OR MORE IN AN INNINGS

4/378	West Pymble Nomads	1993-94
7/365	Lindfield	1993-94
7/356	Roseville	1993-94
340	Lindfield	1997-98
6/305	Pymble Barbarians	1992-93
9/300	Redbacks	1994-95

LOWEST TEAM SCORE IN A COMPLETED INNINGS

43 Redbacks 1993-94

RECORD PARTNERSHIPS GDJCA / NSCA (B and C Grade)

WICKET		BATSMEN		RUNS		OPPONENT	
1	K. Venkat.	(105x)	E. Aphaiwongse	(56)	169	West Pymble Nom.	1994-95
2	W. Burkitt	(116)	K. Venkatraman	(56)	174	Roseville	1993-94
3	K. Walker	(54x)	V. Samdarshi	(59x)	111x	Kissing Point	2002-03
4	M. Barnett	(116)	A. Nestor	(103x)	191	West Pymble Nom.	1993-94
5	A. Pretty	(86)	D. Skipper	(71x)	119	Mosman	1996-97
6	M. Hughes	(141x)	T. Barnes	(91)	224	Red Falcons *	1997-98
7	M. Hughes	(122)	X. Beaubols	(60x)	105	Lindfield	1993-94
8	B. Bradley	(67)	R. Joyce	(64x)	109	Lindfield	1992-93
9	A. Cearns	(56)	M. Warren	(44)	68	Roseville	1993-94
10	M. Warren	(41)	M. Ercelenk	(30x)	88#	Normanhurst West	1991-92

* G.D.J.C.A. record for that wicket.

N.D.C.A. competition.

CLUB RECORDS**LEADING RUN GETTERS**

BATSMAN	YEARS	MT.	INN.	N.O.	H.S.	RUNS	AVE.	100s	50s	0s
A. Mahoney	1977-	339	378	25	146x	7,509	21.27	4	35	40
G. Lego	1979-	256	271	40	112x	6,518	28.21	6	28	23
S. Burchett	1980-	280	306	27	139	6,109	21.89	1	23	25
C. Welsby	1976-93	227	259	20	138x	5,643	23.61	4	26	18
P. Notaras	1985-	155	166	16	201x	4,798	31.98	4	32	17
M. Denlow	1974-	234	272	10	110	4,745	18.11	1	14	24
S. O'Reilly	1983-	162	165	23	122	4,665	32.85	3	29	11
I. Blyth	1981-97	188	198	6	130x	4,180	21.77	3	21	20
J. Breden	1990-	179	182	15	143x	4,107	24.59	3	19	19
W. Folkard	1976-	336	301	81	96	4,052	18.41	-	13	35
A. Pavlov	1977-	215	205	41	122x	3,934	23.98	2	19	14
G. Brown	1987-	210	194	39	108	3,911	25.23	3	13	15
C. Edwards	1983-	219	207	46	145x	3,601	23.36	1	17	26
B. Hort	1988-	145	148	17	131	3,480	26.56	5	11	10
B. Congreve	1982-97	162	184	8	92	3,439	19.53	-	18	24
D. Webb	1991-	177	174	30	104x	3,314	23.01	1	17	23
J. Giuffre	1971-85	109	122	12	148	3,160	28.72	2	17	12
T. Barnes	1987-	189	204	31	91	3,134	18.11	-	10	24
M. Schaafsma	1980-	151	179	20	96	3,086	19.40	-	14	13
P. Chew	1992-	127	142	15	125	3,055	24.05	1	13	12
M. Hughes	1991-	164	172	28	141x	3,051	21.18	2	14	14
A. Monaghan	1981-98	82	90	7	189	3,003	36.18	7	9	5
D. Latto	1987-	169	187	16	80	2,955	17.28	-	12	13
B. Jones	1976-92	141	161	8	95	2,829	18.49	-	13	13
K. Dixon	1986-	202	162	35	91	2,761	21.74	-	11	16
P. Barclay	1968-80	122	160	11	108	2,712	18.20	1	9	17
D. Folkard	1983-	137	147	16	85	2,696	20.58	-	12	11
C. Kendall	1981-	119	124	6	122	2,669	22.61	2	12	13
I. Jessup	1984-92	75	75	14	146x	2,463	40.37	5	14	6
T. Dorrell	1996-	97	114	7	124	2,442	22.82	2	8	15
P. Saliba	1994-	110	126	8	185x	2,404	20.37	3	7	13
P. Garty	1977-86	124	141	15	88x	2,400	19.04	-	10	19
S. Bateman	1986-96	116	120	15	111x	2,250	21.42	1	10	14
C. Hook	1986-	171	172	19	138	2,151	14.05	2	2	28
G. Bleus	1972-81	100	120	5	117	2,145	18.70	1	11	9

MOST RUNS IN A SEASON IN ONE GRADE

A. Monaghan	771	3rd Grade	1982-83
S. O'Reilly	669	1st Grade Shires	1990-91
G. Gavin	634	1st Grade Shires	1990-91
P. Notaras	626	1st Grade Shires	1990-91
C. Welsby	620	Third Grade	1983-84
J. Breden	571	1st Grade Shires	1995-96
A. Mahoney	567	3rd Grade Shires	1990-91
J. Giuffre	547	3rd Grade Shires	1972-73
C. Edwards	546	3rd Grade Shires	1997-98
A. Monaghan	517	1st Grade Shires	1995-96
A. Lindsay	516	3rd Grade	1983-84
A. Mahoney	516	4th Grade Shires	1996-97
I. Jessup	513	3rd Grade Shires	1989-90
P. Procopis	512	1 st Grade Shires	2001-02
I. Blyth	509	1st Grade Shires	1986-87
A. Monaghan	509	1st Grade Shires	1993-94
B. Congreve	502	1st Grade Shires	1983-84
P. Bourke	500	1st Grade Shires	1977-78

CENTURIES FOR (130)

201x	P. Notaras	Canterbury	1st Grade Shires	1990-91
189	A. Monaghan	Balmain	Third Grade	1982-83
185x	P. Saliba	Auburn	1st Grade Shires	1996-97
155x	P. Miller	Burwood	3rd Grade Shires	1971-72
153x	A. Robinson	Canterbury-Bexley	Metropolitan Shield	2001-02
151	A. Monaghan	Warringah	1st Grade Shires	1994-95
150x	A. Monaghan	Manly	Third Grade	1982-83
149	A. Monaghan	Baulkham Hills	1st Grade Shires	1993-94
148	J. Giuffre	Burwood	3rd Grade Shires	1972-73
146x	I. Jessup	Burwood	3rd Grade Shires	1991-92
146x	A. Mahoney	Lane Cove	4th Grade Shires	1996-97
145x	C. Edwards	Pennant Hills	3rd Grade Shires	1997-98
143x	J. Breden	Lane Cove	2nd Grade Shires	1997-98
142x	S. Johnson	Small Potatoes	GDJCA (C)	2002-03
141x	M. Hughes	Red Falcons	GDJCA (C)	1997-98
140x	P. Wheeler	Burwood	4th Grade Shires	1990-91
139	S. Burchett	Baulkham Hills	4th Grade Shires	1995-96
139	M. Bajwa	Blacktown (2)	Metropolitan Shield	2002-03
138x	C. Welsby	Strathfield	2nd Grade Shires	1987-88
138	C. Hook	Canterbury	3rd Grade Shires	1990-91
137	A. Monaghan	Uni of NSW	Third Grade	1982-83
133x	P. Notaras	Warringah	1st Grade Shires	1990-91
131x	P. Miller	Uni of NSW	3rd Grade Shires	1970-71
131x	H. Young	Strathfield	4th Grade Shires	1999-00
131	B. Hort	Burwood	4th Grade Shires	1989-90
130x	I. Blyth	Pennant Hills	1st Grade Shires	1984-85
129x	I. Jessup	Pennant Hills	2nd Grade Shires	1990-91
125x	P. Procopis	Lane Cove	1st Grade Shires	2001-02
125	P. Chew	Auburn	4th Grade Shires	1992-93

124	M. Walker	Auburn	1st Grade Shires	1997-98
124	T. Dorrell	Strathfield	2nd Grade Shires	1996-97
123x	P. Duck	Lane Cove	2nd Grade Shires	1977-78
123	A. Mahoney	Petersham	Third Grade	1984-85
122x	A. Pavlov	Roseville	4th Grade Shires	1990-91
122	S. O'Reilly	Bexley	1st Grade Shires	1991-92
122	C. Kendall	Strathfield	3rd Grade Shires	1992-93
122	M. Hughes	Lindfield	GDJCA (C)	1993-94
121	G. Frankish	Lindfield	3rd Grade Shires	1972-73
120	A. Mahoney	Canterbury	2nd Grade Shires	1986-87
120	B. Croke	Roseville	2nd Grade Shires	1973-74
118x	P. Notaras	Pennant Hills	1st Grade Shires	1985-86
118x	S. O'Reilly	Warringah	1st Grade Shires	1990-91
118x	P. Procopis	Lindfield	1 st Grade Shires	2003-04
118	I. Blyth	Bexley	1st Grade Shires	1986-87
118	S. Moran	Epping	1 st Grade Shires	2002-03
118	P. Oslington	Strathfield	3rd Grade Shires	1986-87
117	P. Notaras	Baulkham Hills	1st Grade Shires	1989-90
117	G. Bleus	Bexley	2nd Grade Shires	1977-78
117	B. Hort	Lindfield	3rd Grade Shires	1990-91
116x	R. Mather	Warringah	3rd Grade Shires	1995-96
116	T. Dorrell	Holroyd	2nd Grade Shires	1997-98
116	R. Mather	Canterbury	3rd Grade Shires	1992-93
116	N. Houseman	Pennant Hills	3rd Grade Shires	1993-94
116	C. Hook	Lindfield	4th Grade Shires	1990-91
116	M. Barnett	West Pymble Nomads	GDJCA (B)	1993-94
116	W. Burkitt	Roseville	GDJCA (C)	1993-94
114	B. Hort	Burwood	3rd Grade Shires	1990-91
113x	C. Welsby	Bexley	1st Grade Shires	1981-82
113x	G. Gavin	Baulkham Hills	1st Grade Shires	1990-91
113x	B. Hort	Epping	2nd Grade Shires	1990-91
113	I. Harding	Sydney	Fourth Grade	1980-81
113	J. Breden	Epping	1st Grade Shires	1990-91
113	D. McIntosh	Lane Cove	4 th Grade Shires	2000-01
112x	G. Lego	Roseville	3rd Grade Shires	2000-01
111x	S. Bateman	Canterbury	4th Grade Shires	1991-92
111	C. Savage	Burwood	2 nd Grade Shires	2003-04
110x	R. Cooke	UTS Balmain	Metropolitan Shield	2003-04
110	M. Denlow	Uni of NSW	Fourth Grade	1979-80
110	R. Porter	Uni of NSW	3rd Grade Shires	1972-73
110	A. Mahoney	Roseville	3rd Grade Shires	1990-91
109x	G. Lego	Roseville	2nd Grade Shires	1992-93
109	M. Walker	Burwood	2nd Grade Shires	2001-02
108x	G. Gavin	Bexley	1st Grade Shires	1990-91
108	J. Giuffre	Penrith	Third Grade	1979-80
108	C. Welsby	Petersham	Third Grade	1983-84
108	G. Brown	Pennant Hills	1st Grade Shires	1988-89
108	G. Gavin	Epping	1st Grade Shires	1990-91
108	I. Blyth	Baulkham Hills	1st Grade Shires	1991-92
108	P. Smith	Lindfield	3rd Grade Shires	1969-70
108	P. Barclay	Pennant Hills	3rd Grade Shires	1978-79
106x	P. Bourke	Pennant Hills	1st Grade Shires	1977-78
106x	A. Monaghan	Lindfield	1st Grade Shires	1996-97
106	T. Crosby	Lane Cove	2nd Grade Shires	1979-80
106	B. Hort	Epping	2nd Grade Shires	1992-93

106	B. Kent	Blacktown	3rd Grade Shires	2000-01
106	P. Morosin	Burwood	4th Grade Shires	1993-94
106	G. Hooper	Old Knox Grammar	GDJCA (C)	1993-94
105x	K. Venkatraman	West Pymble Nomads	GDJCA (B)	1994-95
105	D. McVey	Balmain	Fourth Grade	1984-85
105	P. Bourke	Bexley	1st Grade Shires	1977-78
105	G. Brown	Roseville	1st Grade Shires	1988-89
105	A. Monaghan	Auburn	1st Grade Shires	1995-96
105	B. Louis	West Pymble Colts	GDJCA (C)	1993-94
104x	D. Webb	Pennant Hills	Frank Gray Shield	1991-92
104	M. Adcock	Mosman	Fourth Grade	1982-83
104	S. Baker	North Sydney	Fourth Grade	1980-81
103x	G. Lego	Epping	4th Grade Shires	2001-02
103x	B. Bradley	Blacktown	Metropolitan Cup	2000-01
103x	A. Nestor	West Pymble Nomads	GDJCA (B)	1993-94
103	M. Walsh	Canterbury	3rd Grade Shires	1976-77
103	A. Cearns	Forest Old Boys	GDJCA (B Reserve)	1998-99
102x	P. Cummins	Nth Districts	Fourth Grade	1980-81
102x	S. O'Reilly	Pennant Hills	1st Grade Shires	1989-90
102x	J. Breden	Blacktown	1st Grade Shires	1994-95
102x	R. Porter	Epping	3rd Grade Shires	1971-72
102x	C. Cole	Pennant Hills	4th Grade Shires	1988-89
102	P. Cornock	Lane Cove	1st Grade Shires	1980-81
102	P. Cornock	Canterbury	2nd Grade Shires	1979-80
102	C. Kendall	Baulkham Hills	3rd Grade Shires	1993-94
101x	N. Castle	Pennant Hills	1st Grade Shires	1975-76
101x	P. Saliba	Lane Cove	1st Grade Shires	2001-02
101x	J. Wickham	Bexley	2nd Grade Shires	1976-77
101x	T. Duffin	Epping	3rd Grade Shires	1998-99
101x	G. Lego	Auburn	4th Grade Shires	1997-98
101	C. Cohen	Strathfield	4th Grade Shires	1986-87
100x	G. Lego	Sydney	Fourth Grade	1981-82
100x	B. Van Zuylen	Auburn	1st Grade Shires	1980-81
100x	G. Gavin	Pennant Hills	1st Grade Shires	1990-91
100x	I. Jessup	Epping	2nd Grade Shires	1991-92
100x	G. Brown	Pennant Hills	2nd Grade Shires	1993-94
100x	A. Pavlov	Roseville	3rd Grade Shires	1985-86
100x	I. Jessup	Lane Cove	3rd Grade Shires	1989-90
100x	I. Jessup	Warringah	3rd Grade Shires	1991-92
100x	B. Bradley	Burwood	4th Grade Shires	1992-93
100	C. Gold	Roseville	1st Grade Shires	1978-79
100	P. Saliba	Auburn	1 st Grade Shires	2000-01
100	C. Welsby	Bexley	2nd Grade Shires	1977-78
100	G. Lego	Lindfield	2nd Grade Shires	1988-89
100	B. Keast	Roseville	3rd Grade Shires	1985-86
100	C. Ying	Lindfield	Frank Gray Shield	2002-03

RECORD CLUB PARTNERSHIPS

WICKET	BATSMEN		RUNS	OPPONENT	GRADE			
1	G. Lego	(100)	K. Wiblin	(79)	175	Lindfield	2 nd Shires	1988-89
2	P. Notaras	(133x)	S. O'Reilly	(118x)	261x	Warringah	1 st Shires	1990-91
3	P. Notaras	(201x)	S. O'Reilly	(82x)	258x	Canterbury	1 st Shires	1990-91
4	M. Barnett	(116)	A. Nestor	(103x)	191	W.Pymble Nom.	GDJCA -B	1993-94
5	S. O'Reilly	(122)	G. Gavin	(70)	178	Bexley	1 st Shires	1991-92
6	P. Wheeler	(140x)	S. Wolfe	(59)	229	Burwood	4 th Shires	1990-91
7	P. Notaras	(118x)	B. King	(56)	137	Pennant Hills	1 st Shires	1985-86
8	R. Cooke	(110x)	C. Anstiss	(18x)	125x	UTS Balmain	Metro Shd	2003-04
9	I. Jessup	(146x)	B. Brien	(26x)	105x	Burwood	3 rd Shires	1991-92
10	M. Warren	(41)	M. Ercelenk	(30x)	88	Normanhurst	NDCA - 4	1991-92

LEADING WICKET TAKERS

BOWLER	YEARS	MT.	OVERS	MDS.	RUNS	WKTS.	AV.	10in MT.	5in INN.	BEST
G. Brown	1987-	210	2,848.4	705	7,790	454	17.15	1	23	7/33
D. Webb	1991-	166	2,756.4	770	6,709	443	15.45	5	19	7/10
W. Folkard	1976-	336	2,745.3	582	8,473	403	20.93	-	11	6/41
L. Ager	1976-87	142	2,555	589	6,841	398	17.18	2	24	8/17
K. Dixon	1985-	202	2,311.3	641	5,624	330	17.04	-	11	7/34
P. Miller	1970-83	113	1,471.5	356	4,078	309	13.20	4	13	8/15
F. Alley	1970-77	63	1,156.1	207	3,090	278	11.11	2	17	7/29
D. Budge	1991-	167	1,852	438	5,434	271	20.05	-	9	6/47
C. Edwards	1983-	219	2,049.1	441	6,335	260	24.36	-	9	8/57
P. Notaras	1985-	155	1,966.5	405	4,787	253	18.92	1	7	8/52
G. Craighead	1979-85	81	1,442.3	329	4,164	223	18.67	2	13	8/14
D. Baker	1977-90	117	1,361.3	245	4,869	216	22.54	-	11	6/26
R. Vagg	1967-80	85	1,038.3	205	3,284	196	16.75	1	8	8/95
M. Smith	1987-98	100	1,253.1	247	3,903	194	20.11	-	12	7/61
M. Leslie	1975-82	82	1,044.1	204	3,162	186	17.00	2	11	7/43
M. Ramsland	1989-94	76	1,254.1	369	2,973	177	16.79	-	11	7/31
W. Travers	1994-	118	1,148.4	186	4,192	176	23.81	-	5	7/27
B. Brien	1987-96	83	1,180.3	302	3,044	174	17.49	-	7	9/63
M. Warren	1988-98	89	1,010.5	183	3,470	161	21.55	2	5	8/54
J. Ford	1994-	142	1,003.2	166	3,632	161	22.55	-	5	7/11
D. Smith	1995-	101	991.5	222	2,756	160	17.27	-	2	5/13
A. Davies	1985-02	83	1,065	241	2,919	157	18.59	-	6	6/23
S. Bateman	1986-96	116	1,119.4	285	2,791	152	18.36	-	4	7/17
T. Barnes	1987-	189	785.4	126	2,816	149	18.84	-	4	8/47
J. Steenkamp	1978-90	62	1,059	238	3,032	148	20.48	-	7	5/24
S. Wiblin	1975-86	113	1,938.1	147	3,315	141	23.51	-	3	8/71
J. Wiblin	1981-92	91	1,048.5	196	3,333	140	23.80	-	4	6/58
D. Deller	1991-98	82	1,721.1	292	2,753	138	19.94	-	2	6/25
T. Lockett	1984~92	86	1,030.5	239	3,031	136	22.28	-	6	7/26
P. Korbelt	1968-77	59	634.2	102	2,260	134	16.87	-	5	6/10
P. Sweeney	1991-99	65	861.1	192	2,629	133	19.76	-	5	7/30
M. Hall	1976-81	53	570.1	86	1,999	131	15.26	1	6	7/49
B. Rounds	1997-	75	802.3	195	2,291	130	17.62	-	2	5/43
A. Hale	1998-	62	725.5	130	2,200	120	18.33	-	3	6/39
P. Chapman	1997-	89	681.5	124	2,438	120	20.31	-	5	5/24
C. Hook	1986-	171	846.5	147	3,035	119	25.50	-	3	7/59

BOWLER	YEARS	MT.	OVERS	MDS.	RUNS	WKTS.	AV.	10in MT.	5in INN.	BEST
A. Lulka	1998-	82	782.2	178	2,549	115	22.16	-	3	7/81
J. Slack	1968-76	58	472.2	69	1,432	114	12.56	-	2	5/13
L. Wiblin	1976-79	35	478.5	74	1,520	114	13.33	1	5	7/13
D. Lewis	1973-97	71	720.4	133	2,301	114	20.18	2	3	7/44
M. Payne	1998-	82	693.5	107	2,486	113	22.00	1	3	6/51
G. Frankish	1972-79	60	602	120	1,952	112	17.43	-	2	7/39
A. Slattery	1994-02	70	791.5	160	2,460	110	22.36	-	2	5/32
J. Shawbsky	1992-97	69	861.5	158	2,663	107	24.88	1	4	7/25
J. Giuffre	1971-85	109	323.4	61	1,069	106	10.08	1	6	7/17
A. Hercus	1974-79	38	451.4	64	1,644	105	15.66	-	7	6/16
R. Aitken	1980-88	71	755.5	128	2,528	103	25.28	-	5	7/58
C. Gold	1976-85	122	717.4	184	1,881	102	18.44	1	4	7/25
S. Jurd	1987-97	92	661.5	112	2,411	100	24.11	-	-	4/24

MOST WICKETS IN A SEASON IN ONE GRADE

F. Alley	86	3rd Grade Shires	1971-72
D. Webb	67	1st Grade Shires	1995-96
F. Alley	62	3rd Grade Shires	1972-73
G. Craighead	59	Fourth Grade	1981-82
P. Miller	58	3rd Grade Shires	1971-72
L. Ager	55	1st Grade Shires	1976-77
M. Redden	50	3rd Grade Shires	1969-70

MOST WICKETS IN A MATCH

R. Vagg	14/22	Pennant Hills	3rd Grade Shires	1967-68
L. Wiblin	14/40	Lane Cove 1	3rd Grade Shires	1977-78
M. Warren	13/102	Greengate Social	GDJCA (2)	1994-95
P. Miller	12/27	Macquarie University 2	3rd Grade Shires	1972-73
P. Miller	12/46	Warringah	1st Grade Shires	1978-79
L. Ager	12/90	Roseville	1st Grade Shires	1976-77
M. Warren	12/98	NSW Maccabi	GDJCA (2)	1996-97
D. Webb	11/32	Epping	1st Grade Shires	1996-97
P. Miller	11/33	Auburn	3rd Grade Shires	1970-71
A. Brown	11/41	Strathfield	4th Grade Shires	1985-86
W. Monger	11/54	Lindfield	GDJCA (2)	1995-96
G. Brown	11/64	Lane Cove	2nd Grade Shires	1990-91
G. Craighead	11/67	Wests	Fourth Grade	1981-82
M. Hall	11/70	Lane Cove 1	3rd Grade Shires	1978-79
J. Giuffre	11/72	Burwood	3rd Grade Shires	1971-72
M. McKershar	11/84	Lindfield	3rd Grade Shires	1974-75
J. Shwabsky	11/85	Blacktown	3rd Grade Shires	1995-96
C. Cole	11/90	Epping	2nd Grade Shires	1979-80
M. Leslie	11/107	Wentworthville	2nd Grade Shires	1975-76
F. Alley	11/115	Epping 1	3rd Grade Shires	1972-73

MOST WICKETS IN AN INNINGS

B. Brien	9/63	Roseville	2nd Grade Shires	1991-92
B. Brien	8/ 8	Lane Cove	4th Grade Shires	1989-90
G. Amos	8/10	Lane Cove 1	3rd Grade Shires	1977-78
G. Craighead	8/14	Western Sub	Fourth Grade	1981-82
P. Miller	8/15	Macquarie Uni 2	3rd Grade Shires	1972-73
L. Ager	8/17	Roseville	1st Grade Shires	1976-77
C. Cole	8/29	Epping	2nd Grade Shires	1979-80
G. Craighead	8/33	Sydney Uni	Fourth Grade	1981-82
E. O'Connor	8/33	Ryde-Balmain	2nd Grade Shires	1975-76
L. Ager	8/34	Gordon	Fourth Grade	1983-84
G. Hargreaves	8/34	Roseville	2nd Grade Shires	1974-75
R. Sims	8/38	Lane Cove 2	3rd Grade Shires	1976-77
M. McKershar	8/39	Lindfield	3rd Grade Shires	1974-75
T. Barnes	8/47	Dreggs	GDJCA (3)	2002-03
J. Breden	8/48	Burwood	2nd Grade Shires	1990-91
P. Notaras	8/52	Lindfield	1st Grade Shires	1995-96
M. Warren	8/54	NSW Maccabi	GDJCA (2)	1996-97
C. Edwards	8/57	Lane Cove	1st Grade Shires	1989-90
S. Baker	8/64	Roseville	2nd Grade Shires	1981-82
S. Wiblin	8/71	Burwood	1st Grade Shires	1978-79
R. Vagg	8/95	Pennant Hills	3rd Grade Shires	1968-69
M. Halfnights	8/98	Warringah	4th Grade Shires	1996-97

FIELDING STATISTICS

FIELDER	YEARS	MT.	CTCH.	STP.	TOTAL
G. McFadden	1989-98	125	162	21	183
P. Lenard	1986-99	126	154	26	180
A. Mahoney	1977-	339	174	5	179
C. Fernandes	1997-	83	133	10	143
S. Burchett	1980-	280	131	2	133
A. Faulks	1971-78	78	123	9	132
P. Wheeler	1989-97	79	85	36	121
G. Lego	1979-	245	121	-	121
P. Garty	1977-86	124	98	12	110
W. Folkard	1976-	336	107	-	107
A. Stanwell	1994-00	59	91	12	103
B. Yeo	1986-91	57	81	20	101
B. Bradley	1992-	114	92	7	99
C. Gold	1976-85	122	93	5	98
C. Edwards	1983-	219	91	-	91
B. Jones	1976-92	141	82	6	88
P. Barclay	1968-80	122	81	4	85
S. Vella	1990-96	77	68	17	85
G. Brown	1987-	210	88	-	88
D. Webb	1991-	177	79	-	79
A. Pavlov	1977-	215	77	-	77
C. Kendall	1981-	119	70	7	77
S. O'Reilly	1983-	162	76	-	76
E. Aphaiwongse	1993-	116	71	5	76

FIELDER	YEARS	MT.	CTCH.	STP.	TOTAL
T. Dorrell	1996-	97	73	-	73
C. Welsby	1976-93	226	73	-	73
S. Campbell	1982-94	88	65	8	73
T. Barnes	1987-	189	71	-	71
P. Notaras	1985-	155	69	-	69
D. Folkard	1983-02	137	69	-	69
S. Herps	1991-97	58	50	17	67
B. Hort	1988-	145	64	-	64
G. Bleus	1972-81	100	60	4	64
C. Hook	1986-	171	63	-	63
J. Breden	1990-	177	63	-	63
M. Hughes	1991-	164	55	7	62
K. Wiblin	1977-96	136	62	-	62
W. Travers	1994-	118	58	-	58
M. Denlow	1974-02	232	58	-	58
I. Blyth	1981-97	188	58	-	58
D. Latto	1987-	169	57	-	57
M. Stevens	1972-81	46	51	6	57
A. Robinson	2000-	50	46	10	56
J. Ford	1994-	142	55	1	56
G. Scott	2001-	47	50	5	55
J. Giuffre	1971-85	108	53	-	53
P. Saliba	1994-	110	52	-	52
K. Dixon	1985-	202	50	-	50
J. Wickham	1975-84	94	50	-	50
A. Cearns	1991-00	116	50	-	50

MOST DISMISSALS IN A SEASON IN ONE GRADE

P. Dignan (3rd Grade)	1981-82	15	37	3	40
-----------------------	---------	----	----	---	----

MOST GAMES PLAYED FOR CLUB

	GRADE		SHIRES				MET.		GDJ	MAS	TOTAL
	3 rd	4 th	1 st	2 nd	3 rd	4 th	CUP	24s	CA	TERS	
A. Mahoney	64	24	32	82	45	53	9	-	1	29	339
W. Folkard	18	20	172	69	56	-	-	-	1	-	336
S. Burchett	-	-	22	77	67	81	2	-	8	23	280
G. Lego	38	7	84	65	36	24	-	-	-	2	256
M. Denlow	25	60	47	71	8	16	-	-	-	5	232
C. Welsby	52	16	45	92	22	-	-	-	-	-	227
C. Edwards	31	1	102	30	50	-	-	3	-	2	219
A. Pavlov	8	31	32	44	57	32	-	-	3	8	215
G. Brown	-	-	63	105	19	-	-	-	-	23	210
K. Dixon	-	-	46	92	40	-	-	3	-	21	202
T. Barnes	-	-	-	-	22	32	16	2	117	-	189
I. Blyth	12	20	126	28	-	2	-	-	-	-	188
J. Breden	-	-	124	33	3	-	-	17	-	-	177
D. Webb	-	-	172	-	-	-	-	5	-	-	177
C. Hook	-	-	9	20	93	33	8	7	1	-	171
D. Latto	-	-	-	6	24	86	31	-	22	-	169
D. Budge	-	-	159	8	-	-	-	-	-	-	167
M. Hughes	-	-	-	1	18	72	4	10	59	-	164
B. Congreve	-	6	36	11	41	31	-	-	37	-	162
S. O'Reilly	21	2	114	2	9	3	-	-	1	10	162
P. Notaras	-	4	132	3	14	-	-	2	-	-	155
M. Schaafsma	26	28	23	40	31	1	-	-	-	2	151
B. Hort	-	-	32	63	22	8	-	-	-	20	145
J. Ford	-	-	-	-	24	39	35	11	33	-	142
L. Ager	60	28	47	7	-	-	-	-	-	-	142
B. Jones	21	21	27	15	35	16	-	-	6	-	141
D. Folkard	-	-	23	66	31	12	-	5	-	-	137
K. Wiblin	-	-	9	33	49	27	-	-	18	-	136
J. Ford	-	-	-	-	24	39	35	11	33	-	142
P. Chew	-	-	-	15	71	40	1	-	-	-	127
P. Lenard	-	-	73	9	40	2	-	2	-	-	126
G. McFadden	-	-	75	17	16	1	-	16	-	-	125
A. Cearns	-	-	-	-	15	62	5	9	34	-	125
P. Garty	7	55	33	6	23	-	-	-	-	-	124
P. Barclay	-	2	19	12	89	-	-	-	-	-	122
C. Gold	68	21	18	15	-	-	-	-	-	-	122
C. Kendall	1	12	45	34	9	-	-	-	-	18	119
W. Travers	-	-	-	-	1	52	27	-	38	-	118
D. Baker	-	3	34	31	43	6	-	-	-	-	117
S. Bateman	-	-	2	33	46	23	-	10	2	-	116
E. Aphaiwongse	-	-	-	-	7	25	22	12	50	-	116
B. Bradley	-	-	-	10	46	34	4	16	4	-	114
P. Miller	14	2	70	1	26	-	-	-	-	-	113
S. Wiblin	25	14	57	11	5	1	-	-	-	-	113
P. Saliba	-	-	86	10	1	-	-	13	-	-	110
J. Guiffre	37	3	43	1	25	-	-	-	-	-	109
C. Anderson	3	7	21	36	26	11	-	-	1	-	105
D. Smith	-	-	38	33	25	1	-	4	-	-	101
M. Smith	-	-	-	47	6	36	-	-	11	-	100

CURRENT PLAYERS - 40 GAMES MINIMUM

	MAT.	RUNS	AVERAGE	WICKETS	AVERAGE	CATCHES
E. Aphaiwongse	119	1,312	10.49	1	111.00	71 + 5 stp.
T. Barnes	189	3,134	18.11	149	18.14	71
P. Batten	47	938	22.33	95	13.95	21
B. Bradley	114	1,916	20.82	4	19.50	92 + 7 stp.
J. Breden	179	4,107	24.59	92	23.79	63
G. Brown	210	3,911	25.23	454	17.15	88
D. Budge	167	1,387	15.24	271	20.05	37
S. Burchett	280	6,109	21.89	4	45.75	131 + 2 stp.
P. Chapman	89	1,114	13.92	120	20.31	21
P. Chew	127	3,055	24.05	4	40.50	39
P. Clift	52	394	12.31	97	18.70	17
K. Dixon	202	2,761	21.74	330	17.04	50
T. Dorrell	97	2,442	22.82	44	26.20	73
C. Edwards	219	3,601	23.36	260	24.36	91
P. Erskine	61	1,359	17.64	17	42.00	21
C. Fernandes	83	1,200	17.14	-	-	133 + 10 stp.
W. Folkard	336	4,052	18.41	403	20.93	107
J. Ford	142	670	8.81	161	22.55	55 + 1 stp.
S. Gasser	54	938	19.14	61	23.96	34
A. Gissing	46	555	15.00	50	31.74	13
A. Hale	62	912	19.40	120	18.33	31
G. Hobbs	52	615	18.63	-	-	51 + 20 stp.
C. Hook	171	2,151	14.05	119	25.50	63
T. Hopkins	51	333	11.10	91	19.34	18
B. Hort	145	3,480	26.56	32	22.18	64
N. Howlett	78	1,785	27.89	29	16.44	27
M. Hughes	164	3,051	21.18	2	28.00	55 + 7 stp.
B. Kent	42	869	19.75	1	72.00	9
D. Latto	169	2,955	17.28	87	27.24	57
G. Lego	256	6,518	28.21	1	65.00	121
A. Lulka	82	957	14.95	115	22.16	16
A. Mahoney	339	7,509	21.27	5	22.20	174 + 5 stp.
D. McVey	66	927	16.85	88	13.73	15
P. Nelson	59	146	4.42	93	22.61	15
P. Notaras	155	4,798	31.98	253	18.92	69
S. O'Reilly	162	4,665	32.85	26	39.15	76
S. O'Connor	42	793	19.34	16	34.56	19
A. Pavlov	215	3,934	23.98	85	26.88	77
M. Payne	82	1,159	15.67	113	22.00	44
S. Rose	51	1,382	23.03	-	-	21
B. Rounds	62	1,425	17.37	130	17.62	40
P. Saliba	110	2,404	20.37	7	29.85	52
C. Savage	73	1,397	18.38	4	61.25	30
M. Schaafsma	151	3,086	19.40	3	35.00	46
B Shamgar	44	106	2.71	10	43.20	7
A. Slimmon	88	1,194	14.38	29	22.72	21
D. Smith	101	1,259	19.67	160	17.25	22
W. Travers	118	1,575	17.50	176	23.81	58
D. Webb	177	3,314	23.01	443	15.45	79

