





# MACQUARIE UNIVERSITY CRICKET CLUB




ANNUAL REPORT

1978-79 SEASON





"B" SHIRES PREMIERSHIP  
S.J. MAYNE TROPHY



"C" SHIRES PREMIERSHIP  
J.B. HOLLANDER TROPHY

MACQUARIE UNIVERSITY CRICKET CLUB

PATRON

Emeritus Professor G.A. Barclay

PRESIDENT

Mr M.R. Gwilliam

VICE PRESIDENTS

Mr P. Barclay  
Dr R. Vagg

HONORARY SECRETARY

Mr J. Wickham

HONORARY ASSISTANT SECRETARY

Mr W. Folkard

HONORARY TREASURER

Mr G. Leary  
Mr C. Welsby

COMMITTEE

Mr L. Ager  
Mr P. Garty  
Mr J. Giuffre  
Mr M. Hall  
Mr B. Jones  
Mr G. Mitchell

LIFE MEMBERS

Mr P. Barclay  
Mr G. Hargreaves  
Mr M.R. Gwilliam  
Mr P. Miller  
Dr R. Vagg

PAST OFFICE BEARERS

PRESIDENT

R. Vagg 1967-69  
M.R. Gwilliam 1969-

HONORARY SECRETARY

P. Saunders 1967-69  
P. Barclay 1969  
J. Slack 1969-72  
K. Henry 1972-73  
D. Rutledge 1973-74  
A. Faulks 1974-75  
P. Barclay 1975-76  
J. Wickham 1976-

HONORARY TREASURER

P. Barclay 1967-69  
P. Korbel 1969-72  
M. Hoban 1972-74  
D. Rutledge 1974-75  
P. Korbel 1975-77  
G. Leary 1977-78  
C. Welsby 1979-

E. and O.E.

COMMITTEE MEETINGS

During the season the committee met on 10 occasions and attendances were as follows:

P. Garty	10	L. Ager	7	P. Barclay	6
J. Wickham	9	J. Giuffre	7	W. Folkard	6
M. Hall	8	R. Gwilliam	7	G. Mitchell	6
B. Jones	8	R. Vagg	7	C. Welsby	5 (possible 5)
				G. Leary	4

CLUB AWARDS 1977-78

M.R. Gwilliam Shield	-	J. Giuffre
Most Improved	-	A. Corish
Clubman	-	J. Giuffre
Pewters	-	P. Barclay
	-	C. Gold
Trophy balls	-	M. Hall (2)
	-	M. Leslie
	-	D. Sieff

Previous winners of the M.R. Gwilliam Shield for the most outstanding cricketer in the club are:

1974-75	G. Frankish
1975-76	G. Frankish
1976-77	L. Ager, Martin Denlow
1977-78	P. Bourke

BLUES AWARDS

Full Blue and Half Blue awards are presented to cricketers who achieve the standards set by the club and approved by the University Blues Committee.

Previous awardees are:

<u>Full Blue</u>		<u>Half Blues</u>	
1971	Kerry Mackay	1970	Michael Redden
		1971	Frank Alley
		1972	John Giuffre
		1972	Peter Miller
		1977	Laurie Ager
		1978	Paul Bourke

### PRESIDENT'S FAREWELL

Ten years - and a fine farewell. Two "premierships" and an invitation to join the major competition in the coming season - the equivalent of entering the County Competition in the home of cricket. You have done well and more is to come. Most importantly you can look forward to a lifetime of cricket. I could envy that prospect, but then I remember that I can look back on a wonderful lifetime of cricket. I cannot recall its genesis with precision, but I seemed to be born into the world of cricket - my grandfather played club cricket with Tom McKibbin, and I remember them both as armchair cricketers and objects of veneration.

I do recollect that my complete captivation, by the mystique of cricket, was a match between the touring England team and the Western Districts of N.S.W. at Bathurst - the last occasion that Bathurst was included in the itinerary I think. The measured assurance of Hobbs - the vigour of Tate and the havoc wrought by young Larwood, not yet a regular member of the Test team, are as clear in my memory as if of yesterday. The crowd chanted "Hit a six 'Patsy'" and Hendren waved his cap and immediately complied. A local boy "top scored" in both the Western innings and must surely live in Bathurst cricket memories even now - Harold Ewers.

The memories are legion - the Howells, and Syd's enormous boots - Bradman, McCabe and frail Archie Jackson and Hammond and Hutton and Compton. Non cricket days were unfortunate periods of waiting, for the great days of cricket - necessary, I suppose, but unwelcome.

The War and the departure forever of greats like Kenneth Farnes and some personal club mates - Eric Mulvey and Walter Atkinson - bitter days.

The Australian sojourn of Neville Cardus brought a new dimension. He added romance and splendour to the elemental thrills of trial and error, and sometimes success, which are the normal experience of the cricket addict. Vicariously he brought reality to the names of McLaren, Darling, Spofforth and Grace and many others.

Woodfull, Ponsford, Grimmett and later Harvey and Hassett and then Brian Booth (Bathurst again) and Pudden Simpson, have all added something to my life. Quite recently I have thrilled to Border and Hilditch, as they proceeded to revive N.S.W. cricket hopes.

As the kaleidoscope revolves there are flashes of Worrell, Sobers, Kanhai, Mailey, Oldfield and Tallon, but time, space and the reader's patience, exclude many who are there nonetheless.


At an age when most have finished, the Macquarie Club provided me with another cricket life and I even played again - a little only, and not very well. There was however one occasion when, as captain (by courtesy and tolerance) I had that experience of a lifetime, which everyone should enjoy

at least once. It was a day when every captain's plan was realised. Captains know that plans, and their failure, tend to homeostasis, with perhaps a little variation either way. To have felt the ecstasy of whole success, just once, is my greatest boon from the Macquarie University Cricket Club. The real hero of the day, of course, was Keith Henry and perhaps he may one day record the epic encounter. A day to remember. Captains beware. Do not expect it to happen often, but keep trying. One day, you too might experience the joy of everything turning out as planned.

It would be futile for me to embark on a catalogue of my memories of the last decade and there would be some items of sadness - the tragic death of Bob Ingram in a motor accident in recent years. In the early days of the club, his mighty left-handed drives helped our totals towards respectability. The preponderance of memories is good and none more so than the wonderful determination of Gerry and Brian in their innings which brought final victory to the C's, this year. If that spirit is maintained and extended, there are some wonderful times ahead of you.

Thank you all for the privilege of your company and for the pleasure I have had. I wish you as much pleasure in your life of cricket as you can see that I have had. Thanks too for the handsome present below.

Ross Gwilliam



SECRETARY'S REPORT

Past reports can certainly provide interesting reading. Two years ago it was stated that we had laid the foundations for becoming the most successful club in the Municipal and Shires competition, and last year we were told that we had moved one step closer to this target by having teams in the semi-finals. This year I am proud to report that we achieved our ambition by winning the "B" and "C" Shire premierships. It was a fantastic effort by these two teams to come from fourth position. If we could have another season with all our teams in the Shires competition we would go close to adding the "A" premiership to our achievements. However, it is time to progress and our move into the Grade competition at third and fourth grade levels provides an exciting challenge for us all. It is hoped that our remaining teams in Shires will continue to be successful.

The reasons for our improvement over the years appear to stem from better administration, a high level of club spirit, and a greater retention rate of talented cricketers. These factors enabled us to progress during this season from a position of a shortage of players and finances to a very satisfactory situation indeed. Much credit should go to the committee and team captains who have spent a great deal of time on behind-the-scene activities. A cricket club can only function well with a large amount of co-operation from its members. The committee and captains have done a marvellous job and their efforts are greatly appreciated.

The assistance of the Sports Association staff has given us immense pleasure this year. The new facing on the sightscreens, the resurfacing of the practice pitches, and the coir matting are evidence of their support. Although the new drainage system on the oval made fielding hazardous this year, the proposed purchase of a heavy roller for next season will assist the groundsmen with their preparation of excellent turf wickets. We eagerly await the completion of the top ovals and some turf practice wickets to enable us to expand further.

We are grateful to the N.S.W.C.A. for providing us with the opportunity to enter the Grade competition. We shall carry with us the keen but amicable attitude of the Shires competition and our successes this year have shown that we shall be worthy opponents.

To everyone who has contributed to the functioning and success of the Macquarie University Cricket Club, I wish to extend my appreciation. We are now entering a new phase of our development which may present a few problems in the early stages. However, the awareness of the situation by all players and the desire to be successful will enable this club to overcome any difficulties and progress as a unit of cricketers with a common interest.

In all, a most successful and enjoyable season and one that will be remembered for many years, and, I am sure, treasured greatly by our retiring President, Mr Ross Gwilliam.

John Wickham





CAPTAIN'S REPORT 'A' SHIRES

The season as far as results were concerned was not a brilliant one. In parts the team showed its potential by defeating many of the top teams, only to be beaten by lower placed teams. This year we had consistency in batting for the first time in years - continually making on, or near 200.

Our downfall was fielding - mobility around the field was bad - we often held 60-70% of catches but failed to make some chances into catches. In this standard of cricket (and moreso in Grade) a catch must be made. Immobility is our main fault at present.

Attitude and responsibility to the team at times was pathetic - too many hangovers and not enough practice resulted in good positions being blown.

As captain, my thanks for the support of the team - both positive and (humourously?) negative at times. The team really ran itself for much of the time. My thanks also to Leslie Miller, Ann Denlow and Therese for the afternoon teas. Especially Leslie who made it so difficult to run, after the tea break. Perhaps she is an excuse for not winning more often!

To Charlie and his staff - thanks for the wickets, but please make good use of that heavy roller next year. Thank you also to Bob Lawton, and to the lovely Sue and Rosie, they have helped A's as a team, and the club in general, more than most people know.

Congratulations (even though it hurts to say it) to G.B. and the boys, and to Laurie Wiblin and the C's on their premierships.

See you all in 79-80, for what I hope is a more successful season.

Match Reports - 'A' Shires

vs Warringah

Macq. 3 for 62 and 3 for 60 def. Warringah 58 & 8 (dec.) 126.

Caught on a damp pitch, Miller and Ager made quick work of the opposition with the aid of eight catches in the field. Our batting mirrored the "grafting" nature it was to assume for the rest of the season. The openers for example compiled a stand which realised 35 runs in just five overs. The second innings target of 122 set by Warringah, however, proved to be too many in too short a time. Another five second innings catches gave Miller 12 wickets for the match.

vs Epping

Macq. 8 - 199; Epping 5 (dec) 275.

A "good" captaincy decision after winning the toss and electing to bowl resulted in us chasing 275 runs for victory in 180 minutes. After a good

start of 64 we fought to draw the match, thanks to those intrepid nightowls Miller & Ager.

vs Lindfield

Macq. 95 & 8 for 161; Lindfield 6 (dec) 96.

Caught on a dampish pitch we were given a good lesson in controlled batting by the Grizzle who added 63 out of a team score of 95. In reply Lindfield led by Ken Walker (who got his traditional 50 against us) battled to pass our score - Miller, Ager and the 'Cat' Chris Gold bowling well. Our second innings showed more control - we were only 3 for 17 at one stage and we finished on a high note - Amos & Giuffre adding 80 for the fifth wicket.

vs Roseville

Macq. 9 (dec) 355 (a club record high score)

Unluckily robbed of a win by rain, this game nevertheless was one of our "firsts". Chris Gold's first 100 for the club (90 of which I am told were made in an arc from mid-wicket to square leg), Dave Scott scoring 66 saving the day, Peter Miller's 31 which was his aggregate in 1977-78, and the first appearance of John Steenkamp (as a bowler) scoring 24 - 12 off the last 2 balls of the day.

vs Canterbury

Macq. 9 (dec) 247, Canterbury 234

Consistency of batting gave us this score with Amos (70) and Martin Denlow (49), Wiblin (35 n.o.) being the most impressive. The lack of "flashy" twenties was pleasing to see, with 8 batsmen reaching double figures. We fought well (one of the few times) to win this game, wickets being shared by Miller, Steenkamp & Ager.

vs Auburn

Macq. 190; Auburn 97 & 7 for 60.

The strong performance of the Macquarie side must have come as a shock to the competition leaders - Auburn. After an incident-filled opening stand of 68 we ground out 190 which, at this stage of the season, was the highest score to have been compiled against Auburn. When Auburn batted, the catching and bowling of the Macquarie side was good - Wiblin and Ager taking four wickets each in the first innings, and Steenkamp's five wickets in the second, were the notables. Steenkamp in fact bowled with both pace and venom - two Auburn batsmen being dismissed on "green light" shots.

vs Lane Cove

Macq. 182; Lane Cove 7 for 258.

After scoring 182 (another very consistent effort with 7 batsmen reaching double figures) we were rudely awakened when we failed to hold vital catches. At 4-52 we had them in trouble and even at 6-107 still had the upper hand, but in the space of four overs we had dropped 3 catches and allowed the batsmen to settle in and comfortably pass our score.

vs Burwood

Macq. 9 (dec) 220; Burwood 209

Batting consistency put us in a good position from the start. If ever anyone looked like a century it was Michael Denlow, who at 55 tried a "rash" shot (I think it was a full blooded cross-bat drive off a yorker) and was bowled. Martin Denlow played well for 51 but it was left to "crazy" Castle to provide the entertainment with his run calling. Never again will I tell Nev we need quick runs - he was coming back for the second when sent back from a ball that went straight through to the keeper. Wiblin's bowling of 8/71 was the high point of our fielding stint - as well as Castle's stumpings.

vs Bexley

Macq. 215 Bexley 6 (dec) 226

Chasing 226 in 160 minutes and desperately in need of points we failed by 11. Our bowling was atrocious and was matched only by our catching and fielding. We had our opportunities while batting but the pressure of trying to score so quickly soon told.

vs Wentworthville

Macq. 8 for 211, Wenty 208

Another pleasing game from a team point of view. Miller & Wiblin took 4 & 3 wickets respectively to bundle the opposition out for 208 on another perfect batting strip at Macquarie. Our fielding showed more purpose resulting in 8 catches being held out of 10 that were given. Adcock (80), Castle (35) and Michael Denlow (38) were the best of the batsmen. Adcock at last being dismissed on a multiple of 6 that was higher than 24.

vs Pennant Hills

Pennant Hills 9-225

As the last game of the season, and given the circumstances of both teams needing outright points to make the semis, it was strange indeed to see Pennant Hills 0/79 at tea and 9/225 off 71 overs by the end of play. Miller toiled well for 4 wickets and Wiblin must surely have proved himself to be the finest off spinner in the competition to have bowled to a slip, gully, cover, mid on, mid off, mid wicket, short backward square and 2 fieldsmen close on the leg, the furthest man being only 20 yards from the bat for most of his 21 overs. Yet at no stage did the batsmen attempt to play shots from him. The second day of this game was unfortunately washed out by rain.

vs Bexley (Redraw)

Bexley 215; Macq. 2/28

Rain saved another especially boring game from ultimate burial. Off 70 overs (after Bexley batted into the second day) we faced 215, when rain settled in - the players coming off some 45 minutes later.

Congratulations to Wentworthville on winning the  
'A' Shires competition.

John Giuffre

MACQUARIE UNIVERSITY 'A' SHIRES

STATISTICS 1978-79

BATTING AVERAGES

BATSMAN	MATCHES	INNINGS	NOT OUT	HIGHEST SCORE	TOTAL RUNS	AVERAGE	CATCHES
GIUFFRE J.	11	11	2	85	325	36.00	6
SCOTT D.	8	5	1	66x	110	27.50	9
DENLOW M.	9	10	1	51	225	25.00	1
GOLD C.	9	8	1	100	175	25.00	6
AMOS G.	7	7	-	70	171	24.43	4
DENLOW Michael	12	13	-	55	287	22.08	2
ADCOCK M.	10	9	-	80	183	20.33	3
WELSBY C.	12	13	1	63	221	18.42	4
MILLER P.	12	10	3	31	112	16.00	6
.....							
CASTLE N.	3	3	1	35x	72	36.00	5
ROEBUCK B.	1	1	-	21	21	21.00	-
STEENKAMP J.	8	6	3	24x	52	17.33	4
WIBLIN S.	12	9	3	35x	80	13.33	5
AGER L.	10	8	4	5x	23	5.75	2
FOLKARD W.	4	6	1	14	24	4.80	1
MAHONEY A.	1	-	-	-	-	-	1

BOWLING AVERAGES

BOWLER	OVERS	MAIDENS	RUNS	WICKETS	5 WKTS IN INN.	AVERAGE
MILLER P.	148	29	519	28	2	18.53
STEENKAMP J.	122.3	20	352	16	1	22.00
WIBLIN S.	138.5	14	599	27	1	22.18
AGER L.	154.3	33	510	18	-	28.33

WELSBY C.	5	-	16	2	-	8.00
DENLOW Michael	2	-	9	1	-	9.00
GIUFFRE J.	8	3	18	1	-	18.00
AMOS G.	25	4	104	4	-	26.00
GOLD C.	15	3	57	2	-	28.50

BEST PERFORMANCES

Putting Average	J. Giuffre	36.00
Batting Aggregate	J. Giuffre	325
Highest Score	C. Gold	100
Centuries	C. Gold	100
Bowling Average	P. Miller	18.53
Bowling Aggregate	P. Miller	28
Most Wkts in an innings	S. Wiblin	8/71
Most Wkts in a match	P. Miller	12/46
7 Wkts or more in an innings	P. Miller	7/25
	S. Wiblin	8/71
Hat Tricks	-	
Most Catches in season	D. Scott	9
Highest Team Score	vs Roseville (Record)	9/355
Lowest Team Score	vs Lindfield	95

HIGHEST WICKET PARTNERSHIPS

WICKET	BATSMEN	RUNS	OPPONENTS
First	Welsby (33), Michael Denlow (39)	68	Auburn
Second	Michael Denlow (55), Martin Denlow (51)	50	Burwood
Third	Martin Denlow (49), Amos (70)	91	Canterbury
Fourth	Adcock (12), Amos (70)	33	Canterbury
Fifth	Castle (9), Giuffre (55)	60	Bexley
Sixth	Amos (45), Giuffre (55)	75	Lindfield
Seventh	Wiblin (8), Gold (100)	46	Roseville
Eighth	Gold (100), Scott (66x)	80	Roseville
Ninth	Miller (31), Scott (66x)	68	Roseville
Tenth	Scott (66x), Steenkamp (24x)	37x	Roseville

RESULTS OF MATCHES

Number Played	12
Won Outright	-
Won 1st Innings	5
Lost Outright	-
Lost 1st Innings	3
Drawn	3
Number of Points	30
Position in Competition	6th

TEAM STATISTICS

MACQUARIE

OPPONENTS

Wickets Lost	97	98
Runs Scored	2197	2072
Runs/Wkt Ave.	22.65	21.14

RECORD PARTNERSHIPS 'A' SHIRES

WICKET	BATSMEN	SCORE	RUNS	OPPONENTS
First	P. Bourke	105	104	Bexley 1977-78
	Michael Denlow	46		
Second	Martin Denlow	64	87	Pennant Hills 1976-77
	G. Frankish	56		
Third	Martin Denlow	84	115	Auburn 1973-74
	G. Frankish	42		
Fourth	Martin Denlow	77	102	Epping 1976-77
	S. Wiblin	27		
Fifth	J. Giuffre	89	135	Canterbury 1977-78
	N. Castle	54		
Sixth	P. Miller	78	100	Bexley 1974-75
	Martin Denlow	41		
Seventh	A. Faulks	82	108	Roseville 1973-74
	P. Miller	42		
Eighth	C. Gold	100	80	Roseville 1978-79
	D. Scott	66x		
Ninth	P. Miller	31	68	Roseville 1978-79
	D. Scott	66x		
Tenth	J. Slack	46	50	Lindfield 1973-74
	G. Bleus	21		



RECORDS - 'A' SHIRES

<u>Centuries</u>	N. Castle	101x	1975-76
	P. Bourke	106x	1977-78
	P. Bourke	105	1977-78
	C. Gold	100	1978-79
<u>Highest Score</u>	P. Bourke	106x	1977-78
<u>Highest Aggregate</u>	P. Bourke	500	1977-78
<u>Most Wickets in a Season</u>	L. Ager	55	1976-77
<u>Most Wickets in a Match</u>	L. Ager	12/90	1976-77
	P. Miller	12/46	1978-79
<u>Seven Wickets or more in an Innings</u>	G. Frankish	7/39	1975-76
	G. Frankish	7/46	1975-76
	P. Miller	7/58	1975-76
	L. Ager	8/17	1976-77
	P. Miller	7/25	1978-79
	S. Wiblin	8/71	1978-79
<u>Hat-tricks</u>	S. Wiblin		1975-76
<u>Most Catches in a Season</u>	A. Faulks	25	1977-78
<u>Highest Team Score</u>	vs. Roseville	9/355	1978-79
<u>Lowest Team Score</u>	vs. Lindfield	68	1974-75
<u>Premierships</u>	NIL		

CAPTAIN'S REPORT 'B' SHIRES

Finally B Grade has netted the elusive Pennant with performances in the finals that clearly demonstrated the amount of talent within the team. Never before during the season had the talent combined as well as it did in the finals. It was also the first time, in my experience, that a Macquarie team had played better at the end of a season than during the season. The reasons for this were that towards the end of the season we were just beginning to settle on a combination. The players had confidence in each other, and as a team were confident that they could account for the opposition.

It is hard to imagine a team which just scraped into the fourth position on the strength of one wicket, could four weeks later multiply that margin tenfold between itself and its closest competitor. It indicates that with the right attitude and approach, our teams can win many more Pennants no matter what the standard of the opposition.

Accolades for the season most certainly go to Andrew Corish, whose improvement with the bat was enormous, and whose contributions with the ball were always invaluable.

- To Ian Graham and Warrick Folkard who settled the opening problem most convincingly, and to Ian also for his brilliant fielding.
- To Mick Leslie and Bob Vagg for their ability to bowl long spells without sacrificing runs, and particularly to Bob for equalling Mick Leslie's record of 34 wickets in a season.
- To Andrew Hercus for giving us the pleasure of watching the opposing batsmen trying hard to look convincing against his bowling whilst retreating to square-leg.

Match Reports - 'B' Shires

vs Warringah

Macq. 111 Warringah 89

This was the beginning of our reliance on batsmen nos. six to ten to enable us to score enough runs for victory. From 6/55 we attained 111 and subsequent victory. Bob Vagg collected 6/33 in a fine display. 1st innings win.

vs Epping

Macq. 172 Epping 151

Again our lower order batsmen pulled us through, mainly by occupying the crease long enough to give Epping a chase against time. Phil Jirman showed great restraint in an innings of 60 and Andy Corish did as we had hoped in taking 5/32. 1st innings win.

vs Lindfield

Lindfield 176 Macq. 146

Some shoddy catching enabled Lindfield to score 176. Later three of our batsmen were "lost in the dark" to put us in a bad position at 3/35. The following Saturday we did not see the sun and only scored 146 despite a fighting 35 by Bruce Wickham. The side was given an insight of John Steenkamp's great ability with his three wickets. 1st innings loss.

vs Roseville

Macq. 6/126 Roseville 74

In one day we dismissed Roseville for 74, with Hercus taking 4/20 and then Macquarie went in to score 126 for the loss of six wickets, with the brothers Wickham showing how to effectively run between the wickets. 1st innings win.

vs Canterbury

Canterbury 7/212 Macq. 207

A brilliant partnership of 77 between Corish (47) and Leslie (42x) made our score respectable. However inept fielding, the Canterbury Captain being dropped five times, again cost us dearly. This was a psychological loss. 1st innings loss.

vs Auburn

Auburn 4/200 Macq. 191

We were completely outplayed by a stubborn batting line-up. Earlier in the match, Warrick Folkard (45) showed good touch as did Corish (36x) with Vagg weighing in with a valuable 20. However, Auburn eclipsed our effort with ease. 1st innings loss.

vs Lane Cove

Macq. 8/196 Lane Cove 125

A disaster was averted by the opposition's inability to bowl effectively on a wet track. Ian Graham (58), after being involved in an unfortunate runout with his opening partner, played a great knock in partnership with his skipper Graeme Bleus (36), and then John Wickham (30), who again threw his wicket away. Ross Guest batted promisingly for 30. Bowling honours went to Leslie 7/43 despite bowling at the "unfavourable" end. Our chance of an outright was blown due to some dropped chances. 1st innings win.

vs Burwood

Macq. 7/191 Burwood 5/164

A draw became the only possible result after the opposition had started their innings so slowly. Our early batting was propped up by a magnificent partnership of 77 between Frankish (74) and Regan (43). Corish bowled well for 3/59, but lacked penetrative support. Match Drawn.

vs Bexley

Macq. 6/213 Bexley 128 & 4/68

A good all round batting performance was highlighted by a dashing 41 not out by Corish. Graham (48) and Wickham (53) also batted brilliantly. Leslie (3/36) and Corish (3/30) shared the wickets in the Bexley first innings, and Vagg (4/24) "stole the show" in the second innings. However time ran out. Unbeknown to us at the time, the mystery man at number 11 for Bexley would be the toast of Macquarie in a few short weeks. 1st innings win.

vs Wentworthville-Blacktown

Macq. 261 & 2/136 W./Bl. 218

In this incident-filled encounter Macquarie B's showed how well they could perform when exposed to extreme pressure. We scored 261 which included 78 from Bleus and dashing scores by Denlow (41) and Merv Bourke (43). Vagg (4/58) took the bowling honours, but the off-spin bowling of Mark Wormell (3/32) showed promise of good things to come. Macquarie's second innings score of 2/136 was later to assume vital significance. 1st innings win.

vs Pennant Hills

Pennant Hills 219 Macq. 0/85

The Macquarie fielding in the first session was the worst that I have experienced. Fortunately the team were revived by a cup of tea and fought back to dismiss Pennant Hills for 219, after they had been 3/180 at one stage. Hercus bowled a great second spell to grab 5/38 and Wormell (3/50) continued to show good form. Folkard (40x) and Graham (39x), aided by wet conditions, had no trouble. But with the score at 0/85 the game was abandoned when it started to resemble a winter sport.

The following week of being told that we were in the semi-finals, then out, and then in again, has taught me a few lessons that I will not forget. I thank John Wickham for his efforts in enabling us to play this next game. Match drawn.

SEMI-FINAL vs Canterbury

Macq. 321 Canterbury 135

The most pleasing and satisfying result that I have been associated with. We were in disastrous trouble at lunch, the score being 4/80. This included a solid 35 from Graham and the unfortunate dismissal of Trevor Crosby. The morning's activities had the effect of resolving the remaining batsmen to perform at their peak. Wickham (30) and Jirman (51) laid a solid foundation for the crowd pleasers, Corish (84) and Wormell (61), who shared a record seventh wicket partnership of 106. The following week we must thank the perseverance of the umpires in allowing us to start the game. The bowling of Vagg (4/39) and the hostile Hercus (5/25), who took the last 5 wickets in 3 overs without a run scored, enabled us to finish the game in time. 1st innings win.

FINAL vs Auburn-Lidcombe

Macq. 209 & 0/3 Auburn-Lidcombe 121 & 90

Early trouble at 6/94 was converted to a reasonable score of 209. Trevor Crosby (36) batted with elegance and determination. Valuable contributions were made by the ever-reliable Corish (29), Wormell (24) and a hard-hitting 43 by Hercus. All bowlers responded to the challenge when Auburn batted and it was only due to luck and bowling that was "too quick" from Hercus, that Auburn managed to be 4/91 overnight. The remaining six wickets succumbed for an additional 38 runs. Leslie (4/16), Vagg (4/49) and an unlucky Hercus (2/47) deserve all the credit. The second innings reinforced the victory with Auburn scoring only 90. Again Leslie (5/43) proved too much for them and Vagg (3/20) contributed well. Match-winners Wormell and Corish did not bowl one ball during the Final, but opened the Macquarie second innings, wiping out the two run deficit with one shot. The Pennant was ours by 2 p.m., which left valuable time for celebrations and a chance to support the C Grade effort. Outright win.

My thanks go to all players during the year for their effort and dedication to the task, and for putting up with my moods during the year.

Graeme Bleus



"B" SHIRES PREMIERSHIP TEAM 1978-79

BACK: T. CROSBY, P. JIRMAN, G. BLEUS (capt),  
J. WICKHAM, W. FOLKARD, R. VAGG, A. HERCUS

FRONT: A. CORISH, M. WORMELL, I. GRAHAM, M. LESLIE

MACQUARIE UNIVERSITY 'B' SHIRES

STATISTICS 1978-79

BATTING AVERAGES

BATSMAN	INNINGS	NOT OUT	HIGHEST SCORE	TOTAL RUNS	AVERAGE	CATCHES
CORISH A.	8	2	84	260	43.3	7
GRAHAM I.	14	2	58	314	26.16	9
FOLKARD W.	10	1	45	227	25.2	4
WICKHAM J.	11	1	53	216	21.6	4
JIRMAN P.	10	1	60	190	21.1	8
HERCUS A.	7	2	43	103	20.6	4
BLEUS G.	12	-	78	241	20.08	5
WORMELL M.	6	-	61	115	19.16	5
.....						
FRANKISH G.	1	-	74	74	74.00	1
BOURKE M.	1	-	43	43	43.00	2
REGAN N.	1	-	43	43	43.00	-
GUEST R.	1	-	30	30	30.00	-
ADCOCK M.	2	-	26	47	23.5	-
WICKHAM B.	3	-	35	67	22.3	-
HERRING R.	2	1	11 x	22	22.0	3
DENLOW M.	2	-	41	41	20.5	1
BARCLAY P.	1	-	20	20	20.0	-
LESLIE M.	8	3	42 x	96	19.2	5
CROSBY T.	2	-	36	38	19.0	2
GARTY P.	1	-	15	15	15.0	1
QUINN G.	2	-	15	23	11.5	1
VAGG R.	8	3	20	55	11.0	1
MAHONEY A.	6	1	15 x	50	10.0	3
LAWRY R.	4	-	20	39	9.75	3
PAVLOV A.	2	-	9	9	4.5	1
STEENKAMP J.	1	-	0	0	0.0	-
VAN ZUYLEN B.	1	-	0	0	0.0	-

BOWLING AVERAGES

BOWLER	OVERS	MAIDENS	RUNS	WICKETS	5 WKTS IN INN.	AVERAGE
HERCUS A.	107	19	354	25	2	14.16
LESLIE M.	156	30	438	30	2	14.6
VAGG R.	193	36	546	34	1	16.06
CORISH A.	80	5	345	17	1	20.29
.....						
JIRMAN P.	4	2	8	1	-	8.0
FOLKARD W.	6	1	15	1	-	15.0
STEENKAMP J.	18	4	46	3	-	15.3
PAVLOV A.	11	2	34	2	-	17.0
WORMELL M.	49	8	158	7	-	22.6
REGAN N.	4	-	28	1	-	28.0
FRANKISH G.	7	2	16	-	-	-

BEST PERFORMANCES

Batting Average	A. Corish	43.3
Batting Aggregate	I. Graham	314
Highest Score	A. Corish	84
Bowling Average	A. Hercus	14.16
Bowling Aggregate	R. Vagg	34
Most Wkts. in Innings	M. Leslie	7/43
Most Wkts. in Match	M. Leslie	9/59
Most Catches in Season	I. Graham	9
Highest Team Score	v. Canterbury	321
Lowest Team Score	v. Warringah	111

HIGHEST WICKET PARTNERSHIPS

WICKET	BATSMEN	RUNS	OPPONENTS
First	Folkard (40x), Graham (39x)	85x	Pennant Hills
Second	Graham (58), Bleus (36)	66	Lane Cove
Third	Graham (48), Wickham (53)	92	Bexley

Fourth	Regan (43), Frankish (74)	77	Burwood
Fifth	Wickham (30), Jirman (51)	47	Canterbury
Sixth	Jirman (51), Corish (84)	60	Canterbury
Seventh	Corish (84), Wormell (61)	106	Canterbury
Eighth	Graham (15), Corish (47)	25	Canterbury
Ninth	Vagg (36x), Corish (20)	49	Auburn-Lidcombe
Tenth	Corish (47), Leslie (42x)	77	Canterbury

---

RESULTS

Played	13
Won Outright	1 (Final)
Won First Innings	7
Lost Outright	-
Lost First Innings	3
Drawn	2
Points	52

TEAM STATISTICS

MACQUARIE

OPPONENTS

Runs Scored	2568	2170
Wickets Lost	109	130
Av./Wicket	23.56	16.69



RECORD PARTNERSHIPS 'B' SHIRES

WICKET	BATSMEN	SCORE	RUNS	OPPONENTS
First	W. Folkard	40x	85x	Pennant Hills 1978-79
	I. Graham	39x		
Second	G. Bleus	117	185	Bexley 1977-78
	C. Welsby	100		
Third	I. Graham	48	92	Bexley 1978-79
	J. Wickham	53		
Fourth	M. Adcock	63	82	Roseville 1977-78
	J. Wickham	39		
Fifth	M. Adcock	63	109	Burwood 1977-78
	R. Lawry	59		
Sixth	P. Duck	123x	134	Lane Cove 1977-78
	I. Graham	39		
Seventh	A. Corish	84	106	Canterbury 1978-79
	M. Wormell	61		
Eighth	I. Graham	59	47	Auburn-Lidcombe 1977-78
	G. Leary	31		
Ninth	A. Hercus	43	70	Canterbury 1976-77
	I. Hargrove	28		
Tenth	A. Corish	47	77	Canterbury 1978-79
	M. Leslie	42x		

RECORDS - 'B' SHIRES

<u>Centuries</u> (5)	B. Croke	120	1973-74
	J. Wickham	101x	1976-77
	P. Duck	123x	1977-78
	G. Bleus	117	1977-78
	C. Welsby	100	1977-78
<u>Highest Score</u>	P. Duck	123x	1977-78
<u>Highest Aggregate</u>	D. McCann	402	1974-75
<u>Most Wickets in a Season</u>	M. Leslie	34	1976-77
	R. Vagg	34	1978-79
<u>Most Wickets in a Match</u>	M. Leslie	11/107	1975/76
<u>Seven Wickets or more in an Innings</u> (3)	G. Hargreaves	8/34	1974-75
	E. O'Conor	8/33	1975-76
	M. Leslie	7/43	1978-79
<u>Hat-tricks</u>	None		
<u>Most Catches in a Season</u>	S. Cox	17	1975-76
<u>Highest Team Score</u>	vs. Bexley	9/323	1977-78
<u>Lowest Team Score</u>	vs. Pennant Hills	42	1975-76
<u>Premierships</u> (1)	1978-79		

CAPTAIN'S REPORT - 'CI' SHIRES

Before beginning my report of the 1978-79 season, as enjoyed by the Macquarie University CI side, I would like to take this opportunity to personally thank Ross Gwilliam for all his help and encouragement to both myself and the Club over the past eleven memorable summers.

When Ross took on the thankless task of guiding this Club through its formative years, he brought to us not only a very deep and abiding love for the game, his considerable administrative capabilities, and his understanding of the right and proper spirit in which the game should be played, but also a goal for this Club to achieve - that we should ultimately reach first grade status.

With our proposed promotion to the Third and Fourth Grade competition next season, the Club stands very close to achieving that goal, and that we should have made such rapid progress in so short a time, is no small part to Ross' efforts.

Ross, from all the boys who have had the pleasure of playing under your guidance, our deepest thanks.

MATCH REPORTS - 'CI' SHIRES

vs Epping I

Macq. 174 Epping I 160

Of our early batsmen, only Al Mahoney, with a tremendous fighting innings, could contain the Epping attack. However, when things had reached their worst (5-58), Brian Van Zuylan, Andrew Hercus, and Ron Stinson put their heads down, stayed with Al and managed to get our score up to a respectable total of 174. Al's score of 73 was the only innings to pass the 20 mark.

The Epping openers met our bowling with a broad bat and given a good start, the Epping side looked like passing our total with a large number of wickets in hand.

Andrew Hercus (5-30) however, had other ideas and as soon as he found his line and length, he began to give the Epping batsman a torrid time. From 3-115 the Epping batsman, retreating from Andrew's pace and hostility, collapsed completely to be all out for 160.

Victory by 14 runs against, what I considered to be, very likely, the best opposition we would meet all season, was a most encouraging start. 1st innings win.

vs Lane Cove III

Macq. 4-52 & 2-59 Lane Cove III 39 & 69

A very weak opposition who began the game with only 8 players. Andrew Hercus took only 7 overs for his 6-16 and Lane Cove were all out for 39.

Again our early batsman failed before lunch with only Gerry Quinn (30) making runs.

Our declaration at lunch (4-52) left ample time to dispose of Lane Cove a second time and with Mark Hall (5-25) leading the way, Lane Cove once again collapsed this time to be all out for 69.

Ross Guest and Peter Garty made short work of obtaining the runs for outright victory after the openers had yet again been dismissed cheaply. Outright w

vs Wentworthville-Blacktown

Macq. 8-128 Wentworthville-Blacktown 115 & 4-67

On a somewhat controversial wicket, fine bowling by Mark Wormell (5-32), ably supported by Andrew Hercus and Mark Hall, saw Wentworthville dismissed for the low total of 115.

When it was our turn to bat, we scored only marginally better. But thanks to Peter Garty (30) and Andrew Pavlov (24) we managed to get our noses in front on the second day.

Rain before tea on the second day brought an early end to the game. 1st innings win.

vs Lindfield

Lindfield 226 Macq. 0-27

The Lindfield batsman, aided by a dead wicket and some inexcusably bad fielding, had a useful day against us on the first day before their innings closed shortly before 6.00 p.m. at 226.

Our bowlers had all bowled well and, led by Mark Wormell (5-65), deserved better support from the field than was forthcoming.

Rain washed out the second day's play without a ball being bowled. Match drawn.

vs Pennant Hills

Pennant Hills 8-233 Macq. 9-227 dec.

Richard Plant opened the bowling for Pennant Hills and ran through our early batting all too easily. A hat trick in his 5th over saw us slump from 0-39 to 3-39 and when I managed to run out Mark Wormell a short time later the score stood at a very sick 6/75.

Brian Van Zuylen then came to the wicket and proceeded to play as safe and determined an innings as any of us were to play throughout the season. His 46 was the foundation for a great late order revival and with Laurie Wiblin lashing out with a quick 30 not out we were able to declare with a pretty handy total of 9-227 before stumps.

The next week Mark Hall bowled 23 overs for 4-67 and was well supported by the rest of the attack, but this great effort could not make up for the worst display of fielding that I have ever seen from a Macquarie side.

I began to count the missed chances but gave it away after reaching 13. (I might add that we managed to miss a few more even after that). Pennant Hills nonetheless batted well and were worthy winners with a score of 8-233. 1st innings loss.

vs Lane Cove I

Macq. 7-236 Lane Cove I 72 & 117

A very sound batting effort with Peter Garty reaching 50, Gerry Quinn, Ross Guest and Mark Wormell adding 42, 41 and 34 respectively enabled us to declare at 7-236 against an ordinary Lane Cove attack.

Mark Hall (6-38) and Mark Wormell (3-23) quickly overwhelmed the Lane Cove batsman in the first innings and Mark Hall was quickly back amongst the wickets in the second, taking 5-32. Lane Cove were routed for scores of 73 and 117 to give us a comfortable outright victory but no cause for complacency considering the standard of the opposition. Outright win.

vs Canterbury I

Macq. 251 Canterbury I 246

Canterbury at Canterbury is never an easy game and this match proved no exception to that rule.

Our bowlers, led by Laurie Wiblin (4-59) and Rod Sims (3-45), worked hard all day and, considering the closeness of the straight boundaries, did well to dismiss Canterbury for 246.

Our fielding for once was good, however, the pitch gave the bowlers no assistance at all and the story of the day was simply to bowl line and length and wait for the batsmen to make the errors.

Ron Stinson (23 not out overnight) "blasted" his way to a total of 71 early in the second day's play and with good support from Ross Edenborough we were looking set for a comfortable victory with a score of 2-118.

A now familiar Macquarie middle order collapse however, saw wickets tumble, and at 7-160 a win suddenly seemed beyond us.

Graeme Mitchell (36) and "Slamming Sammy" Dye (37) however, had other ideas and these two managed to get us back on the track and we eventually struggled our way through to a "nail-biting" win. 1st innings win.

vs Epping II

Macq. 9-209 Epping II 7-153

Sound batting by Peter Garty (69), Graeme Mitchell (38 not out) and Ron Stinson (33) helped us to a fair total of 9-209.

The Epping II batsman however, after early difficulties with Andrew Pavlov (4-39) and Laurie Wiblin (2-40), had too much depth and experience for us to dismiss them in the short time available in a one day game, and the day finished with the Epping score at 7-153. Match drawn.

vs Canterbury II

Macq. 145 Canterbury II 7-159

Only Andrew Pavlov (56) and Peter Barclay (39) made runs against a tight Canterbury attack and we were quickly dismissed for a very poor total of 145. Although Laurie Wiblin (4-35) and Andrew Pavlov (2-31) made things as difficult as possible for the Canterbury batsmen our score was quite simply nowhere near large enough and Canterbury ran out well deserved and comfortable winners. 1st innings loss.

vs Lane Cove II

Macq. 4-266 Lane Cove II 200 & 6-41

At this stage of the season I handed over the captaincy to Laurie Wiblin and did not play in this game as I was playing with the "B's" side.

The score book shows that Ron Stinson must have performed yeoman service when Lane Cove batted first, and his figures of 4-63 from 20 overs were well supported with 3-62 from Andrew Pavlov and 3-34 from Mark Hall. Mark took his hat trick in this innings and put a quick end to what must have been a dangerous position with Lane Cove 6-192.

Although a score of 200 or over is never an easy one to chase, Gerry Quinn (69), Peter Garty (76), Trevor Crosby (55), Ross Edenborough (29 not out) and Andrew Pavlov (23 not out) must have made the bowling look relatively easy and enabled Laurie Wiblin to close on the second day at 4-266.

In the short time which remained Macquarie came close to what would have been a remarkable outright win. However, the Lane Cove captain saw his way safely through to stumps. 1st innings win.

vs Macquarie Uni II

Macq. CI 163 Macq. CII 193

A miserable batting display made bright only by Gerry Quinn (63), Andrew Pavlov (42) and Sammy Dye (24), saw us dismissed for a lowly 163.

The II's, batting well in atrocious conditions on the second day, made a convincing 193 and only Laurie Wiblin (7-81) caused them any real problem. This match served to confirm that the II's side was far and away one of the best in the competition and would certainly have finished much higher on the competition table had the team been allowed to play as a unit throughout the season. Unfortunately calls on their players to higher graded sides during the year made this impossible but Brian Jones and his side were clearly a far better team than we had bargained on. 1st innings loss.

SEMI FINAL

vs Epping II

Macq. 6-272 Epping II 120

After much debating and soul searching over who should play in this all important game, it was decided that Brian Jones, Barry Keast and Graham Hargreaves (all regular members of the CII side) should be promoted. T

decision was made as it was felt that it was essential that the best possible side (on form) be selected to play in the finals. This proved to be a most fortunate choice as all three players had a large bearing on the outcome of this game.

The Epping side batted first and were quickly into stride, scoring 18 runs inside the first three overs. Then there came an amazing piece of good fortune as one of the Epping openers turned too quickly for the second run and Barry Keast's return from mid wicket found the batsman well out of his ground. The Epping side never recovered from this early blow, and with Andy Pavlov (4-35), Laurie Wiblin (2-12) and Mark Hall (2-32) taking wickets regularly, the home side collapsed to be all out for 120 just after lunch.

Macquarie now proceeded to put on a most efficient batting display. After the early loss of Gerry Quinn, Brian Jones (59) and Peter Garty (52) took the initiative well away from the Epping bowlers with a better than even-time partnership. Once this partnership was broken, Macquarie showed the maturity which was lacking from the previous season's CI side. The middle order now set about putting the Minor Premiers well out of the game. The foundation for this was a stubborn 52 not out from Brian Van Zuylan with Andy Pavlov (28) and Ron Stinson (32 not out) providing the necessary aggression.

At stumps on the first day, the Macquarie score was 6-266 but only six more runs were added to it the following week owing to the wet nature of the pitch. 1st innings win.

#### FINAL

##### vs Epping I

Macq. 182 & 3-137 Epping I 115 & 203

Laurie Wiblin did us a huge favour by winning the toss in the final and Andy Pavlov gave us a great start with two wickets in the first over of the match. Graham Hargreaves (3-14) and Ron Stinson (3-7) quickly combined to spin the rest of the Epping side out for the poor total of 115.

Macquarie's first innings began brightly with Brian Jones (37) and Peter Garty (49) making the most of the Epping captain's decision to delay the introduction of spin. However, with the advent of spin from both ends, Macquarie completely lost the initiative and middle order wickets fell all too regularly.

The scoring slowed to a trickle as the Macquarie batsmen made no attempt to take the game away from the Epping spin bowlers. As a result, an attacking field could be placed with little threat of aggression likely from the Macquarie batsmen. Suddenly, our score had slumped to 8-119, when skipper Wiblin joined Graham Hargreaves. These two however, showed exactly how to play spin, with a very competent partnership of 38. Their aggressive shots combined with short singles, broke up the Epping spin bowlers' length and line, as well as forcing the Epping Captain to set a more defensive field.

When Laurie Wiblin was out with the score at 157, Mark Hall joined the steady Hargreaves. These two continued the assault on the spin adding a valuable 25 runs before Graham Hargreaves was out for a priceless 29.

Macquarie's first innings thus concluded at 182, a lead of 67.

The Epping second innings began with much more purpose in the last hour of the first day. However, with their score at 32, Mark Hall deservedly bowled one of the Epping openers. Bad light caused play to be ended soon after, with the game very much in the balance.

The following week the start of play was delayed for half an hour by the wetness of the wicket. When play eventually started, Macquarie began well with Mark Hall taking two wickets in the first over of play. But Epping would not be toppled so easily a second time. Macquarie nevertheless, bowled tightly with Graham Hargreaves at times obtaining some vicious bounce. The game developed into a dour struggle, the opposition batting with great determination. After lunch, however, some swashbuckling batting took us by surprise as Epping rapidly pushed their total up to 203. Graham Hargreaves again bowled extremely well to take 3-54, completing a fine all round performance. Mark Hall concluded a successful season with 3-21.

A total of 137 for victory is not large but assumed sizeable proportions when Macquarie were suddenly 3-38. However, Gerry Quinn (69 not out) and Brian Van Zuylen (36 not out) combined in a workmanlike and very deliberate partnership to score an unbeaten 99. They took the initiative away from Epping from the start and never let them back in the game. It was a fitting end to a memorable season.

Before closing this team report I would like to congratulate the other three Macquarie sides and their Captains on their successes throughout the season. I would especially like to congratulate Graeme Bleus and his 'B' Shires side on their wonderful premiership effort.

P. Barclay.



"C" SHIRES PREMIERSHIP TEAM 1978-79

BACK: G. QUIN, B. VAN ZUYLEN, M. HALL, P. GARTY, P. McMANUS, A. PAVLOV,  
G. HARGREAVES, L. WIBLIN (capt), R. STINSON

FRONT: R. EDENBOROUGH, B. JONES, P. BARCLAY, B. KEAST, G. MITCHELL, T. CROSEY



BEST PERFORMANCES

Batting Average	G. Quinn	39.4
Batting Aggregate	P. Garty	371
Highest Score	P. Barclay	108
Bowling Average	A. Hercus	6.7
Bowling Aggregate	M. Hall	36
Most Wickets in Innings	L. Wiblin	7/81
Most Wickets in Match	M. Hall	11/70
Fielding	P. Barclay	17(15c &2st)
Centuries	P. Barclay	108 (vs Pennant Hills)
Hat Tricks	M. Hall	1 (vs Lane Cove II)
Highest Team Score	vs Epping II (S.F.)	6-272
Lowest Team Score	vs Canterbury II	145

RESULTS

Played	13
Won Outright	3
Won 1st Innings	5
Drawn	2
Lost 1st Innings	5
Lost Outright	0

TEAM STATISTICS

MACQUARIE

OPPONENTS

Runs Scored	2528	2529
Wickets Lost	102	157
Av./Wicket	24.78	16.10

CI PREMIERS STATISTICS

<u>BEST PARTNERSHIPS</u> 1978/79			<u>OPPONENTS</u>
<u>WICKET</u>	<u>BATSMEN</u>		
First	Stinson (71), Barclay (36)	62	Canterbury I
Second	Jones (59), Garty (52)	94	Epping II
Third	Garty (76), Crosby (55)	97	Lane Cove II
Fourth	Van Zuylen (36x), Quinn (69x)	99x	Epping I
Fifth	Pavlov (28), Van Zuylen (37)	62	Epping II
Sixth	Quinn (67), Pavlov (32)	78	Macquarie II
Seventh	Barclay (108), Van Zuylen (46)	90	Pennant Hill
Eighth	Dye (37), G. Mitchell (36)	69	Canterbury I
Ninth	Van Zuylen (46), Wiblin (30x)	57	Pennant Hill
Tenth	Pavlov (56), Hall (6x)	51	Canterbury I

RESULTS

Batting Average	G. Quinn	39.4
Highest Score	P. Barclay	108
Batting Aggregate	P. Garty	371
Bowling Average	A. Hercus	6.7
Most Wickets	M. Hall	36
Most Wickets in Innings	L. Wiblin	7-81
Most Catches	P. Barclay	13 + 2 Stumpings

WICKET	BATSMEN	SCORES	TOTAL	OPPONENTS
First	P. Miller	49	99	Canterbury I 1971-72
	P. Smith	42		
Second	B. Jones	59	94	Epping II 1978-79
	P. Garty	52		
Third	J. Giuffre	84	120	Wentworthville 1971-72
	P. Miller	61		
Fourth	P. Smith	94	155	Canterbury II 1971-72
	R. Porter	72		
Fifth	W. Folkard	75	132	Lane Cove II 1977-78
	P. Barclay	62		
Sixth	G. Quinn	67	78	Macquarie II 1978-79
	A. Pavlov	32		
Seventh	P. Barclay	108	90	Pennant Hills 1978-79
	B. Van Zuylen	46		
Eighth	M. McDowell	55	83	Pennant Hills 1973-74
	M. Prentis	41x		
Ninth	J. Giuffre	89	83	Lane Cove 1971-72
	J. Slack	63x		
Tenth	A. Pavlov	56	51	Canterbury II 1978-79
	M. Hall	6x		

<u>Centuries</u>	P. Smith	109	1969-70
	P. Miller	131x	1970-71
	P. Miller	155x	1971-72
	R. Porter	102x	1971-72
	J. Giuffre	148	1972-73
	P. Barclay	108	1978-79
<u>Highest Score</u>	P. Miller	155x	1971-72
<u>Highest Aggregate</u>	J. Giuffre	547	1972-73
<u>Most Wickets in a Season</u>	F. Alley	86	1971-72
<u>Hat-tricks</u>	F. Alley		1971-72
	M. Hall		1978-79
<u>Most Wickets in a Match</u>	L. Wiblin	14/40	1977-78
<u>Seven Wickets or more in a season</u>	M. Redden	7/73	1968-69
	R. Vagg	8/95	1968-69
	R. Vagg	7/77	1968-69
	T. Alley	7/40	1971-72
	P. Miller	7/25	1972-73
	P. Miller	8/15	1972-73
	J. Giuffre	7/17	1972-73
	R. Sims	8/39	1976-77
	L. Wiblin	7/13	1977-78
	L. Wiblin	7/27	1977-78
	L. Wiblin	7/81	1978-79
<u>Most Catches in a Season</u>	A. Walker	17	1972-73
<u>Highest Team Score</u>	vs. Burwood	334	1971-72
<u>Lowest Team Score</u>	vs. Gordon	31	1968-69

CAPTAIN'S REPORT 'C2' SHIRES

The C2's had a very up and down season, suffering mostly from the holiday period which caused serious changes in the team, resulting in an unbalanced team at an important time in the season. With a bit more determination and dedication the team could have faired a good deal better. Highlights of the season were Graham Hargreaves' aggregate of 228 and Dave Baker's 28 wickets.

The match results are as follows:

vs Lane Cove III

Macq. 98 Lane Cove III 45

In a one day game, we lost the toss and were sent in to bat only to be bundled out for a paltry 98, Gerry Quin doing reasonably well in scoring 20 and Dave Baker 13 not out. We appeared to be heading for a convincing defeat with Lane Cove having 44 runs on the board with only 2 wickets lost. Then 8 wickets fell for only one run due to a 7/10 bowling effort by Dave Sieff. 1st innings win.

vs Burwood

Burwood 7/129 Macq. 1/131

This as a much reduced one day game which did not start until after 10 o'clock. Burwood batted first, scoring 129 for 7 before declaring after 4 o'clock leaving us less than 2 hours to score 130 runs. The opening stand of 31 in seven overs (Brian Jones 26) and then a record stand of 100 (Bruce Wickham 48 not our and Simon Martin 52 not out in 15 overs) gave us victory with an over to spare with the loss of only one wicket. 1st innings win.

vs Lindfield

Macq. 182 and 3/49 Lindfield 132

Batting first after the loss of a couple of early wickets we built up a fairly good score of 182 thanks to the efforts of Dave Moore 57, Barry Keast 41 and Graeme Mitchell 24. When Macquarie were in the field, wickets fell fairly consistently and we never looked like losing as the Lindfield innings ended with their score at 132 The fielding highlight was a brilliant catch taken running towards the deep midwicket fence by Barry Keast. All the bowlers worked well and shared the wickets. 1st innings win.

vs Pennant Hills

Pennant Hills 234 Macq. 2/41

On a plum wicket Pennant Hills won the toss and batted most of the day scoring 234. All bowlers had trouble against a strong batting display, with Dave Baker and Brian van Zuylen taking 3 wickets each. At the end of the first day, Macquarie had lost 2/41, Brian Jones scoring a patient 24. The second day was washed out. Match drawn.

vs Lane Cove I  
Lane Cove I 62 & 45 Macq. 4/152

A very impressive display by Macquarie in this game. Lane Cove won the toss and elected to bat on a pitch that proved unpredictable. Dave Baker took 5/18 to help dismiss Lane Cove for 62. Macquarie declared at 4/152, with Robert Lawry scoring 48 in his last appearance for the club and Brian Jones 47, plus 24 from Peter McManus which included some fine shots. Lane Cove batted again and had lost four wickets by the end of the day. The next Saturday's proceedings concluded by 2 o'clock with Lane Cove being dismissed for 45. Ian Brown took the bowling honours with 4/11. Outright win.

vs Canterbury I  
Canterbury I 204 & 7/162 Macq. 9/163

We lost the toss and Canterbury compiled 204 on a very small fast ground. Peter McManus taking 4/39. Batting one short we managed 163, Peter McManus taking the batting honours also with 35. Canterbury batted for the rest of the second day to score 7/162. 1st innings loss.

vs Epping II  
Macq. 68 & 144 Epping II 1/82 & 7/134

Sent in on a wet wicket we were bundled out for 68 to which Epping replied with 1/82 declared. The second innings showed improvement with a total of 144 made up mostly of a fine 66 not out by Graham Hargreaves. Epping took outright points but lost seven wickets in doing so and at one stage the game was evenly poised. Outright loss.

vs Canterbury II  
Canterbury II 161 Macq. 164

After sending Canterbury in the score mounted to a fairly sizeable 161 for a not too consistent Macquarie to chase. Nick Rountree "bagged" 4/43 in a fine bowling effort. Macquarie made this game into a good win with Dave Moore providing a solid 51 not out after Brian Jones had given the Macquarie innings a quick start with 38 and Graham Hargreaves contributed a fine 29. 1st innings win.

vs Lane Cove II  
Macq. 109 & 4/58 Lane Cove II 150

Caught on a "sticky", the first eight Macquarie wickets fell for only 50 runs. A rearguard stand by Sammy Dye 27, and Rod Simms 31 enabled a score of 109 to be reached. Lane Cove compiled a comfortable 150 with Dave Sieff and Graham Hargreaves each taking 3 wickets. Macquarie in their second innings scored 4/58, with Graham Hargreaves again consistent with 24. 1st innings loss.

vs Epping I  
Epping I 7/306 Macq. 172 & 8/134

With the Macquarie side sent into the field on a hot day just made for batting, Epping blazed away to declare at 7/306. Dave Moore and Graham

Hargreaves deserve mention for courageous bowling performances. Macquarie battled to be all out for 172, Peter McManus as a stop-gap opener scoring 53 and Barry Keast a fine 42 not out. With outright defeat staring us in the face, Dave Winney 35 and Graham Hargreaves 41 not out, put on a 50 run partnership. At the close of play Macquarie were 8/134 and had successfully avoided the outright loss. 1st innings loss.

vs Macquarie I

Macquarie I 163 Macq. II 193

In the annual embarrassment, the team supposed to win floundered to be all out for 163, with David Sieff collecting 5/36, and Nick Rountree 3 fine catches at first slip. Macquarie II's managed their highest score of the season with 193. The main contributors to this total were Graham Hargreaves 39, Barry Keast 38, Brian Jones 27 and David Sieff 26. 1st innings win.

vs Lane Cove II (Redraw)

Lane Cove II 121 Macq. 3/87

This redraw provided Macquarie with the opportunity of avenging an earlier defeat at the hands of this Lane Cove side. With this in mind Lane Cove were soon bundled out for 121. Dave Sieff again impressed with 5/43. In reply, Macquarie were 3/87 at stumps on the first day, with Dave Baker scoring 23 and Nick Rountree 25. Unfortunately victory was denied the home side as the second day was washed out. Match drawn.

Brian Jones

CII RESULTS 1978/79

BEST PERFORMANCES

Batting Average	B.Keast	48.00
Highest Score	G. Hargreaves	66x
Highest Aggregate	G. Hargreaves	228
Bowling Average	N. Rountree	7.33
Most Wickets	D. Baker	28
Most Wickets in an Innings	D. Sieff	7/10
Most Catches	S. Dye	10
Highest Team Score	for v. Macquarie I	193
	against v. Epping I	7/306
Lowest Team Score	for v. Epping II	57
	against v. Lane Cove II	45

CII HIGHEST WICKET PARTNERSHIPS

<u>WICKET</u>	<u>BATSMEN</u>	<u>RUNS</u>	<u>OPPONENTS</u>
First	Jones (47), Lawry (49)	77	Lane Cove I
Second	Wickham (48x), Martin (52x)	100x	Burwood
Third	Moore (57), Keast (41)	83	Lindfield
Fourth	Winney (32), G. Hargreaves (39)	64	Macquarie I
Fifth	McManus (35), D. Hargreaves (4)	43	Canterbury I
Sixth	Winney (35), G. Hargreaves (41x)	53	Epping I
Seventh	Brown (18), Pavlov (22)	43	Canterbury I
Eighth	Pavlov (17), Baker (22)	23	Canterbury I
	Barclay (11), G. Hargreaves (66x)	23	Epping II
	Baker (5), Keast (38)	23	Macquarie I
Ninth	Sims (31), Dye (27)	56	Lane Cove II
Tenth	Sieff (13), G. Hargreaves (66x)	46	Epping II



CII RESULTS

Number Played	12
Won Outright	1
Won 1st Innings	5
Drawn	2
Lost Outright	1
Lost 1st Innings	3
Points	42
Position in Competition	6th

TEAM STATISTICS

MACQUARIE

OPPONENTS

Wickets Lost	14	129
Runs Scored	1930	2157
Ave. Run/Wkts	16.93	16.73

RECORD PARTNERSHIPS CII SHIRES

WICKET	BATSMEN	SCORE	RUNS	OPPONENTS
First	D. Jackson	81	96	Auburn-Lidcombe 1976-77
	D. Moore	37		
Second	B. Wickham	48x	100x	Burwood 1978-79
	S. Martin	52x		
Third	D. Moore	57	83	Lindfield 1978-79
	B. Keast	41		
Fourth	R. Porter	110	150	U.N.S.W. I 1972-73
	D. McCann	67		
Fifth	S. Wiblin	52x	68x	Macquarie I 1977-78
	A. Otley	24x		
Sixth	M. Walsh	103	76	Canterbury I 1976-77
	N. Rountree	24		
Seventh	G. Amos	40x	65	Lindfield 1977-78
	P. Garty	34		
Eighth	G. Amos	51x	65	Epping I 1977-78
	P. Garty	34		
Ninth	M. McKershar	66	66	Epping I 1976-77
	P. Sackson	14		
Tenth	D. Sieff	13	46	Epping II 1978-79
	G. Hargreaves	66x		

RECORDS - CII SHIRES

<u>Centuries</u>	G. Frankish	121	1972-73
	R. Porter	110	1972-73
	M. Walsh	103	1976-77
<u>Highest Score</u>	G. Frankish	121	1972-73
<u>Highest Aggregate</u>	G. Frankish	493	1972-73
<u>Most Wickets in a Season</u>	M. Redden	42	1972-73
	M. Hall	42	1976-77
<u>Hat-tricks</u>	G. Amos		1977-78
<u>Most Wickets in a Match</u>	G. Amos	10/60	1977-78
<u>Seven Wickets or more in an Innings</u>	M. Hall	7/49	1976-77
	G. Amos	8/10	1977-78
	R. Sims	7/34	1977-78
	D. Sieff	7/10	1978-79
<u>Most Catches in a Season</u>	G. Bleus	20	1972-73
<u>Highest Team Score</u>	vs. U.N.S.W. I	324	1972-73
<u>Lowest Team Score</u>	vs. Macquarie I	35	1972-73

MACQUARIE UNIVERSITY 'C' GRADE (Combined)

STATISTICS 1978-79

BATTING AVERAGES

BATSMAN	INNINGS	NOT OUT	RUNS	HIGHEST SCORE	AVERAGE	CATCHES
QUINN G.	11	2	335	69x	37.22	6
HARGREAVES G.	10	2	268	66x	33.5	2
WINNEY D.	6	2	35	115	28.75	1
VAN ZUYLEN B.	10	3	192	52x	27.42	7
GARTY P.	15	1	380	76	27.14	4
STINSON R.	10	3	179	71	25.6	7
PAVLOV A.	10	1	220	56	24.44	5
KEAST B.	12	3	190	42x	21.11	4
JONES B.	16		291	59	20.51	8
BARCLAY P.	12	1	224	108	20.4	13 + 2
MITCHELL G.	8	1	115	38x	16.43	7
MOORE D.	12	1	177	57	16.09	7 + 1
.....						
MARTIN S.	2	1	64	52x	64.00	1
LAWRY R.	1		48	48	48.00	1
HERCUS A.	2	1	31	19	31.00	1
MAHONEY A.	3		91	73	30.3	1
GUEST R.	5	2	82	41	27.3	1
WORMELL M.	3	1	41	34	20.5	3
CROSBY T.	5	1	85	55	20.1	4
HALL M.	5	3	32	13x	16.0	2
DYE S.	6		88	37	14.67	16
SIMS R.	4	1	40	31	14.33	4
EDENBOROUGH R.	9	2	92	29x	13.1	6
BAKER D.	12	4	98	23	12.25	1
STEWART M.	4		47	26	11.75	4
MOYES I.	2		22	22	11.00	

ROUNTREE N.	6		65	25	10.83	6
WIBLIN L.	7	1	64	30x	10.6	7
BROWN I.	5	1	42	18	10.5	3
SIEFF D.	8	3	48	26	9.6	4
PATTERSON M.	2		13	11	7.5	
UGLOW S.	5	1	26	15	6.5	3
JONES A.	2		13	13	6.5	
BARCLAY Philip	6		16	12	2.67	
HARGREAVE D.	4		7	4	1.75	
BAKER A.	1		0	0	0.00	
HERRING R.	2		0	0	0.00	
WICKHAM B.	1	1	48	48x	-	

BOWLING AVERAGES

BOWLER	OVERS	MAIDENS	RUNS	WICKETS	AVERAGE
HERCUS A.	42	8	121	18	6.70
ROUNTREE N.	16.3	3	88	12	7.33
BROWN I.	48	14	133	11	12.09
HARGREAVES G.	86	14	276	20	13.80
HALL M.	135.6	20	504	36	14.00
SIEFF D.	76	7	338	22	15.36
BAKER D.	131	19	455	28	16.25
SIMS R.	57	13	209	13	16.08
PAVLOV A.	108	18	438	24	18.25
WIBLIN L.	143.5	24	443	24	18.40
STINSON R.	98.7	9	407	21	19.40
.....					
KEAST B.	2.3	1	2	6	3.00
JONES B.	12	-	66	3	22.00
GUEST R.	4	1	23	1	23.00
McMANUS P.	42	4	176	6	29.33

WINNEY D.	11	-	71	2	35.50
BARCLAY Philip	14	-	92	2	46.00
MOORE D.	20	-	104	2	52.00

ALSO BOWLED

Graeme Mitchell	0/11
Simon Martin	0/17
Andrew Baker	0/14

### WELLINGTON TRIP

On Saturday 27th January a group of Macquarie University cricketers and supporters travelled to Wellington (N.S.W.) for a weekend of "country" cricket.

The touring side consisted of Alan Mahoney, Nev Castle, Len Castle, Mark Wormell, Michael Leslie, Sam Dye, Ron Stinson, Chris Welsby, Peter McManus, Peter Cooper-Southam and Graeme Mitchell. This "colourful" contingent played against a combined Wellington side on Sunday and participated in a six over knock-out competition the next day.

On Sunday Wellington batted first and scored 258 even though Wormell, Stinson and "Rowdy" Castle bowled well. The last Wellington wicket was out stumped "Flash" Leslie bowled Sammy Dye. How unlucky can a batsman be?

After a fine lunch provided free by the Wellington side, Macquarie's innings was soon in tatters. However a brilliant unbeaten last wicket partnership of 102 between "Flash" Leslie 70 n.o. (3 sixes, 9 fours) and Sammy Dye 30 n.o. enabled Macquarie to snatch victory.

Our first knock-out game on Monday morning produced an easy victory with our opponents collapsing to be all out for just over 40 runs with all six bowlers bowling well. The runs were easily acquired by "Grizzle" Welsby and "Rowdy" Castle with "Rowdy" remaining not out.

The second match was not as successful as the first game, with our batsmen scoring insufficient runs. However, the bowlers performed well and it took until the sixth and final over to pass our score.

Other highlights of the trip include a woman spin bowler taking the wickets of "Grizzle" Welsby and Mark Wormell in one over, Sam Dye's unexplained high consumption of soft drink, and the entertainment provided by Al Mahoney and Mark Wormell on successive nights.

Our thanks must go to "Bear" Cornish and the Lutchini family for the organisation put into the carnival at their end.

Chris Welsby.

SOCIAL COMMITTEE REPORT

As the name suggests, the social committee ran various social events during the year, and provided every cricketer's dream at the end of the day - the after match beer and pie.

Members of the committee included "Bone", "Grizzle", "Teeny", "Wes", Mark Wormell and Peter Garty, along with the assistance of many other club members.

The problems of last years licencing laws were overcome and our thanks must be extended to John Giuffre and Graeme Blues in this regard. They took the responsibility for ensuring that the licencing laws were correctly adhered to in the face of great odds (for example, Sammy on a hot day).

The social nights, mainly barbecue and chicken nights, became somewhat stale by the end of the season, and no doubt the new committee would welcome suggestions on how a greater variety of events may be held next year.

Macquarie over the years has failed to welcome socially first year players as well as could be expected. With greater energy expended in this field and a greater turn out to social functions from the established players it would avoid the common occurrence of having the same few reprobates being the continual supporters of our functions.

With our inclusion in the 3rd and 4th Grade competitions and our continuance in "A" and "B" Shires, the opportunity exists to welcome our new opponents to the great facilities provided by the University for some after-match drinks. We must endeavour to carry the friendly atmosphere of the Shires competition with us into Grade.

With the advent of a choice of K.B. or Courage cans it is hoped that in the 1979/80 season the social aspect of the Club will be even more successful than the season just completed.

Chris Welsby.



REPORT BY TREASURER - PERIOD ENDED 30TH APRIL 1979

This year the Financial Statement has been changed slightly to give a clearer picture of the Financial situation of the club. Comparative figures have been included on the left side of the statement to enable comparisons to be made with the previous year. And secondly, notes to the accounts have been included to show any adjustments forthcoming or assets on hand.

The Financial Statement can be divided into two sections

- a) Cricket Playing Section
- b) Cricket Social Area

a) Cricket Playing Section

The purpose for which subscriptions are paid by each member of the club is that expenses in running the club are adequately covered. Expenses to be covered by subscriptions were as follows:-

Trophies And Presentations	\$177.00
Match Expenses	92.25
Telephone, Printing And Stationery	<u>59.75</u>
	<u>\$329.00</u>

As subscriptions totalled \$424.00 our expenses were covered and if subscriptions are held at the same level next year it should allow for increases in expenses without taxing the bank account.

b) Cricket Social Area

Allowing for extra ordinary items and current liabilities the social activities also showed a surplus. This was mainly due to after match drinks, "Teeny's" cent-a-number raffles and our inaugural seven a side carnival which the club profited to the extent of \$177.10.

Disappointingly, food was regularly disposed of at well below cost and this area may have to be looked at for next season. Similarly the attendance at some social evenings was disappointing, a factor which also led to food wastage.

In conclusion I would like to thank the members of the committee for the various jobs which made my job that much easier and in particular Garry Leary who made the transition of treasurers so much smoother than it might have been.

MACQUARIE UNIVERSITY CRICKET CLUB

FINANCIAL STATEMENT FOR THE 10 MONTHS ENDED 30TH APRIL, 1979

1978

RECEIPTS:

728 Cash in Bank 624.37

1,200 FUNDS PROVIDED BY MACQUARIE  
UNIVERSITY SPORTS ASSOCIATION: 1,773.00

OTHER RECEIPTS:

205 Membership Subscriptions 424.00

243 Sale of Jumper & Caps 23.40

532 Receipts From Annual Dinner 711.00

300 Rebate On Annual Dinner 200.00

748 Receipts From Social Functions 2,262.49

- Receipts From Seven-A-Side Day 284.08

38 Donations 15.00

12 Bank Interest 6.86

2,078 3,926.83

\$4,006 5,699.83  
\$6,324.20

PAYMENTS:

<u>1,200</u>	<u>MACQUARIE UNIVERSITY SPORTS ASSOCIATION</u> <u>PAYMENTS ON BEHALF OF CRICKET CLUB:</u>	1,773.00
--------------	--	----------

OTHER PAYMENTS:

955	Annual Dinner	1,041.40	
520	Social Functions	1,735.01	
-	Seven-A-Side Expenses	106.98	
165	Telephone, Printing and Stationery	59.75	
98	Match Expenses	92.25	
100	Trophies And Presentations	177.00	
-	Double Wicket Prizes 1977/78 Season	40.00	
215	Caps And Jumpers	-	
<u>129</u>	<u>Sundry Expenses</u>	<u>-</u>	
<u>2,182</u>			<u>3,252.39</u>
<u>\$3,382</u>	<u>TOTAL EXPENDITURE</u>		<u>5,025.39</u>
<u>\$624</u>	<u>BALANCE-CASH AT BANK</u>		<u>\$1,298.81</u>

NOTES TO THE FINANCIAL STATEMENT

1. Stock on Hand (At Sale Price) at 30th April 1979:

1 Short Sleeve Jumper	\$23.40
4 Caps	<u>48.00</u>
	<u>\$71.40</u>

2. Sundry Debtors as at 30th April, 1979:

1 Annual Dinner Receipt	<u>\$23.00</u>
-------------------------	----------------

3. A Liability exists to the Macquarie University Sports Association for social functions for approximately \$550.00. No other liability is known to exist.

4. Extra-Ordinary Items

1977/78 Season Expenses paid during 1978/79 Season.	
Social Expenses	\$574.30
Double Wicket Prizes	<u>40.00</u>
	<u>\$614.30</u>

C. M. Welsby,  
Treasurer.